

Instructions

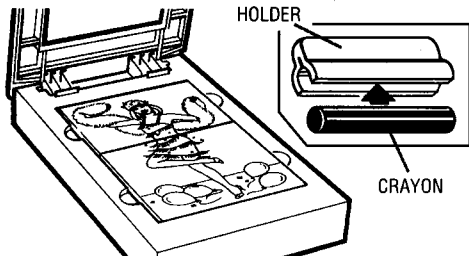
TRAVEL

Fancy
DANCER
Fashion Plates™

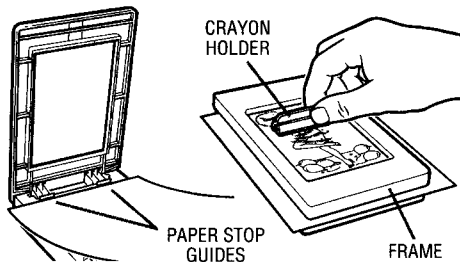


2515/2514 Asst.


Ages 4 & Up




1. Choose plates to create a fancy dance fashion and place them in tray as shown. Snap crayon securely into crayon holder.



2. Place a sheet of paper under the frame firmly against paper stop guides. Rub the crayon holder softly against the paper in a circular motion. **FOR THE BEST PICTURES, HOLD FRAME DOWN AND KEEP CRAYON LEVEL.** The frame should also be cleaned periodically.



3. Take the pattern plate and place your choice of pattern where you want it to print. Color the area by rubbing with a colored pencil.



4. Place paper on a flat surface and finish coloring. You can use several different prints together or leave some places a plain color . . . even draw your own designs!



Try different combinations to create lots of great looks. Be creative with colors - use one color or combine different ones. Try delicately shading from one color into another. Have fun!

©1992 Hasbro, Inc., Pawtucket, RI 02862 USA.
All Rights Reserved. **MADE IN USA.**
2515/2514 Asst. P/N 43584000