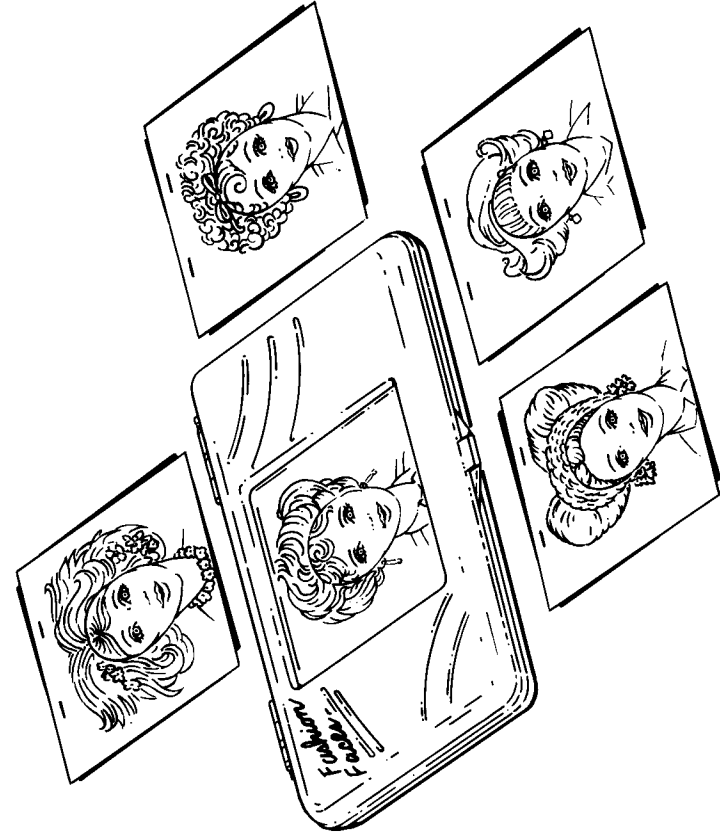


Fashion Faces™

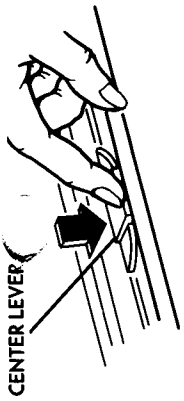
Instructions



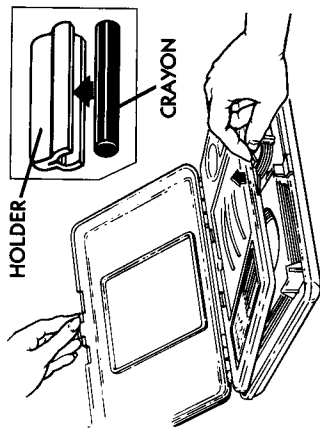
Ages: 6 & Up



2528

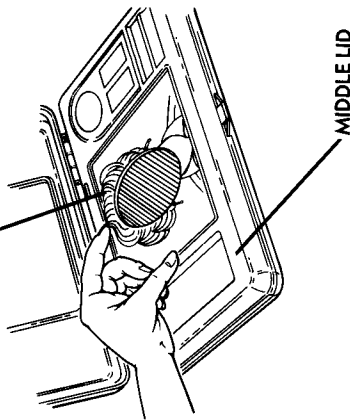


1A To open Fashion Faces compact, press center lever down and lift up lid.




1B Lift up middle lid. You'll find face plates, hairstyle plates and crayons under the lid. Snap crayon securely into crayon holder (inset).

HAIRSTYLE PLATE




2 Place hairstyle plate on panel in center of middle lid.

FACE PLATE




3 Place face plate in center of hairstyle plate.



5A Grasp crayon holder and rub crayon softly across paper in a circular motion. For best results, keep crayon level as you rub. Clean lid every so often and rub crayon over a flat piece of paper to flatten rubbing surface.



5B As you rub, a fashion face outline appears on the paper.



6 Open lid and remove paper. Now it's time to color your own fashion look.

Coloring is easy on a flat surface. You can mix up your own special colors. Try using heavy and light pressure on the applicators for the shading effects you want. Add your own earrings or necklace!



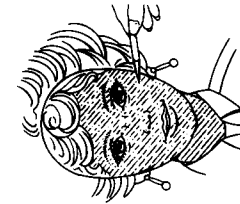
Color Eyes



Color Lips



Color Hair & Brows



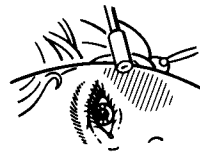
Color Skin




Make Eyelids Light ...



... or Dark



Make Cheeks Light ...



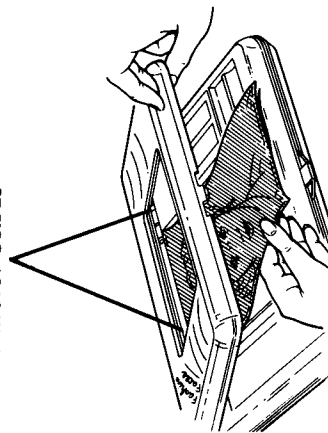
... or Dark

7 Color wherever you want!

8 Use pencils or soft applicators!

4 Place a half sheet of paper over fashion plates to fit within paper stop guides. Paper shouldn't extend beyond closed lid.

PAPER STOP GUIDES



9 You can mix and match hairstyle and face plates to create 100's of different face looks. Here are a few ideas:



Working Girl Look

Short, stylish hair
Lightly shadowed eyes
Light brush of blush
Use blusher on lips



Fresh & Natural Look

Pick a style with flowers
Lightly apply palest shadow
Barely any blush
Petal pink lips
Add freckles and a flowery necklace



Cute 'n Curly Look

Cute, curly cut
Shadow outside edge of lip
Color pink, add blush
Fresh pink lips



Evening Shimmer Look

Hair up in twist
Heavy shadow and outlined eyes
Heavy blush
Brightly colored accessories
Ruby red lips

Note to parents: The ingredients in the Fashion Faces blusher and eye shadows are nontoxic and can be washed off skin with soap and water. Individuals with sensitive skin should discontinue use if irritation occurs. As with all cosmetics, Fashion Faces blusher and eye shadows may stain fabrics and carpets.

©1989 Hasbro, Inc., Pawtucket, RI 02862 U.S.A. All Rights Reserved. Printed in U.S.A.
P/N 41350800