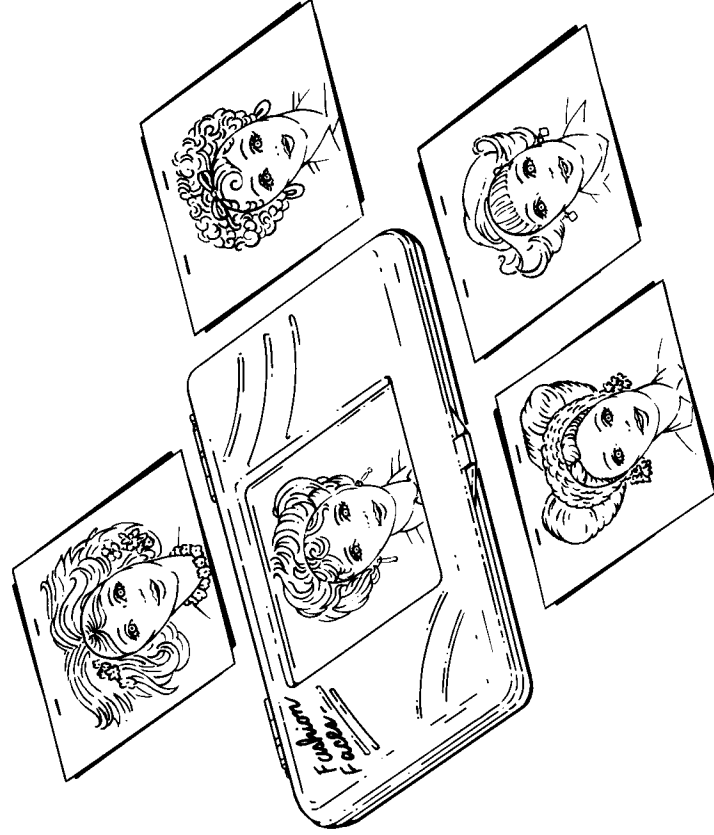


# FASHION *faces*

## Instructions

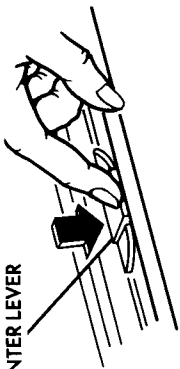


**Ages: 4 & Up**

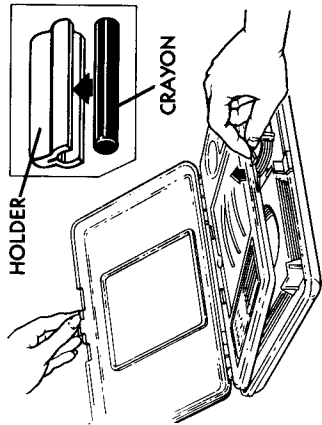
2528



CENTER LEVER

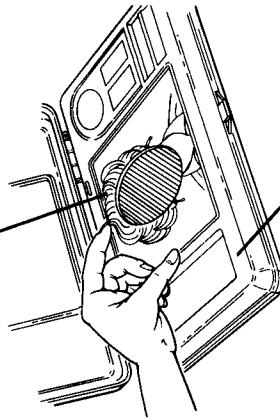


**1A** To open Fashion Faces compact, press center lever down and lift up lid.




**1B** Lift up middle lid. You'll find face plates, hairstyle plates and crayons under the lid. Snap crayon securely into crayon holder (inset).

HAIRSTYLE PLATE



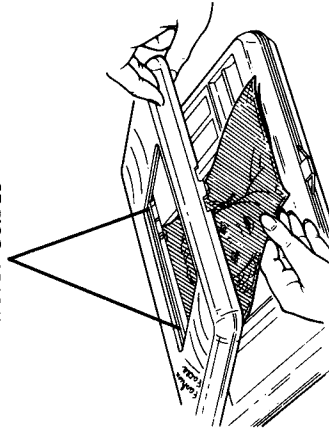
**2** Place hairstyle plate on panel in center of middle lid.

FACE PLATE




**3** Place face plate in center of hairstyle plate.


PAPER STOP GUIDES



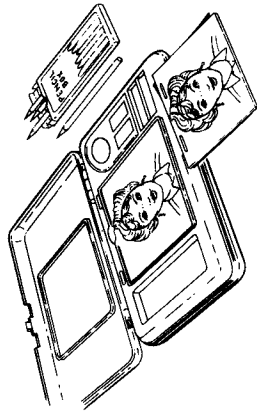
**4** Place a half sheet of paper over fashion plates to fit within paper stop guides. Paper shouldn't extend beyond closed lid.



**5A** Grasp crayon holder and rub crayon softly across paper in a circular motion. For best results, keep crayon level as you rub. Clean lid every so often and rub crayon over a flat piece of paper to flatten rubbing surface.



**5B** As you rub, a fashion face outline appears on the paper.



**6** Open lid and remove paper. Now it's time to color your own fashion look.


Coloring is easy on a flat surface. You can mix up your own special colors. Try using heavy and light pressure on the applicators for the shading effects you want. Add your own earrings or necklace!



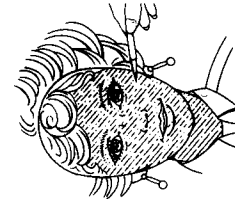
Color Eyes



Color Lips



Color Hair & Brows




Color Skin



Make Eyelids Light ...

... or Dark



Make Cheeks Light ...

... or Dark

**7** Color wherever you want!

**8** Use pencils or soft applicators!

**9** You can mix and match hairstyle and face plates to create 100's of different face looks. Here are a few ideas:



**Working Girl Look**

- Short, stylish hair
- Lightly shadowed eyes
- Light brush of blush
- Use blusher on lips



**Fresh & Natural Look**

- Pick a style with flowers
- Lightly apply palest shadow
- Barely any blush
- Petal pink lips
- Add freckles and a flowery necklace



**Cute 'n Curly Look**

- Cute, curly cut
- Shadow outside edge of lip
- Color pink, add blush
- Fresh pink lips



**Evening Shimmer Look**

- Hair up in twist
- Heavy shadow and outlined eyes
- Heavy blush
- Brightly colored accessories
- Ruby red lips

**Note to parents:** The ingredients in the Fashion Faces blusher and eye shadows are nontoxic and can be washed off skin with soap and water. Individuals with sensitive skin should discontinue use if irritation occurs. As with all cosmetics, Fashion Faces blusher and eye shadows may stain fabrics and carpets.