

Ages: 4 & Up

9907

FASHION PLATES®

Instructions

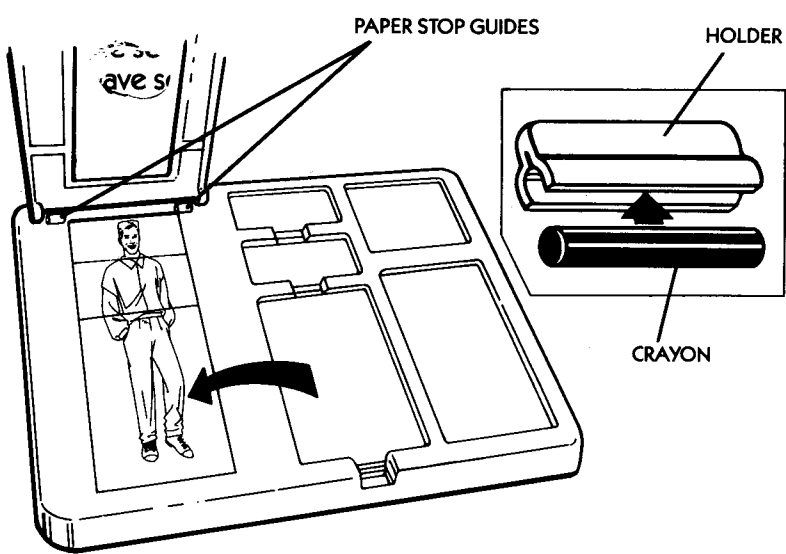


NEW KIDS ON THE BLOCK™

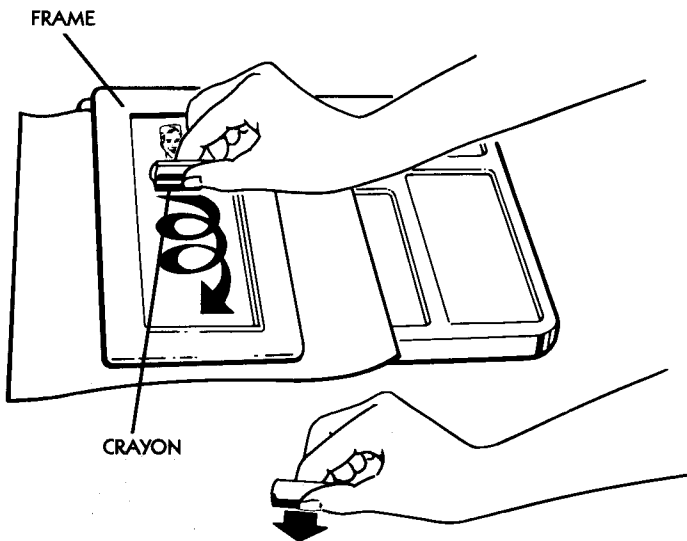


9907

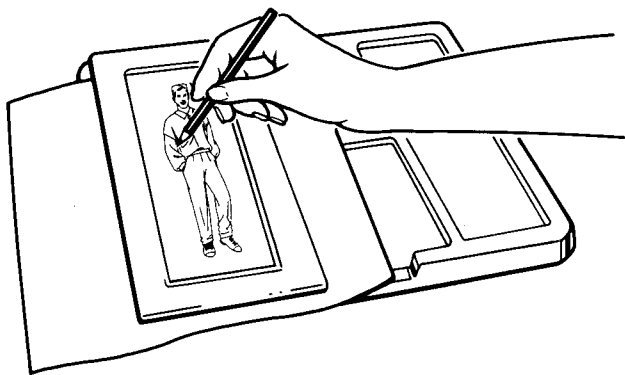
9907



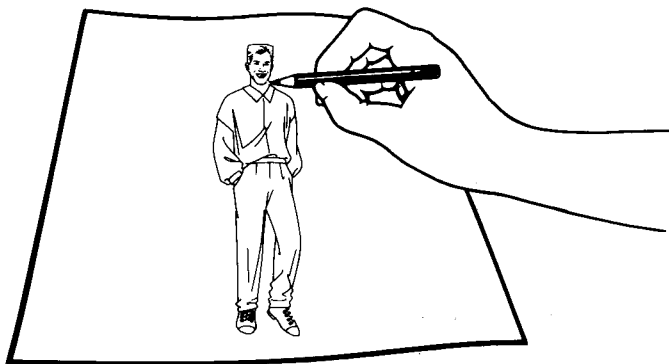
- 1** Choose one outfit from the 15 panels. Place a sheet of paper under the frame firmly against the paper stop guides. Snap crayon securely into crayon holder (inset).



- 2** Rub the crayon softly across the paper in a circular motion. **FOR THE BEST PICTURES, HOLD FRAME DOWN AND KEEP CRAYON LEVEL.** Clean the frame every so often and straighten the crayon printer by rubbing it over a flat piece of paper.



- 3** Turn the plates over and place your choice of texture where you want it to print. Color the area by rubbing with a colored pencil.
-



- 4** Put the paper on a flat surface to color your New Kid's hair or other areas.

Use several different textures and colors together, or leave some places one color. Try drawing your Kid's favorite accessories — earrings, bracelets or peace signs.



Combine dark colors and bold prints for hot stage styles, or shade from light to dark or from one color into another for sizzling street looks.



Create different looks for the fun things the Kids love to do — singing and dancing on stage, skateboarding, hanging out with friends and talking with fans!

©1990 Big Step Productions, Inc. Distributed by Hasbro, Inc.
©1990 Hasbro, Inc., Pawtucket, RI 02862 U.S.A. All Rights Reserved.
®=Reg. U.S. Pat. and TM Office. U.S. Pat No. D-257,438 P/N 41710600