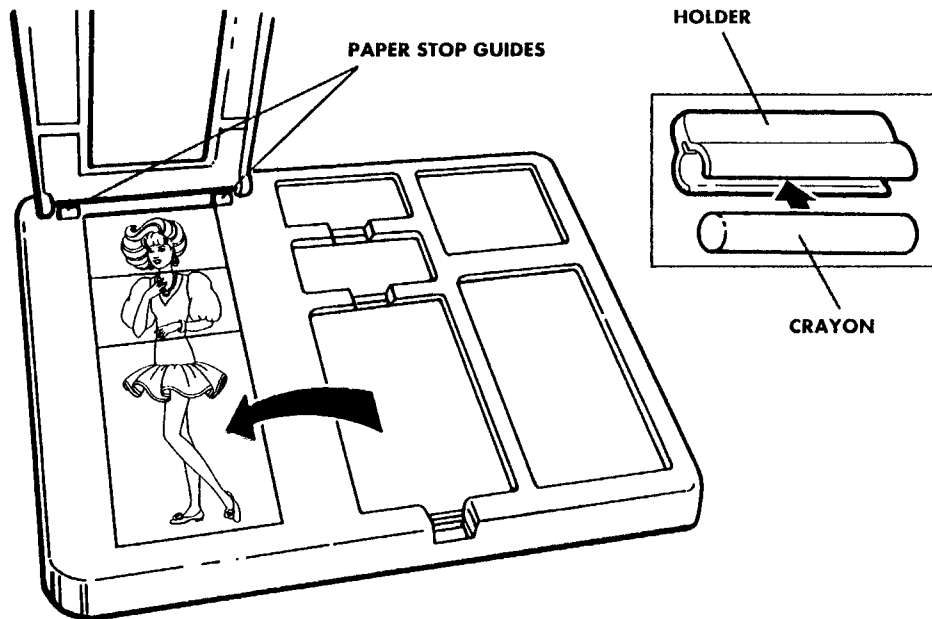


HOT STYLES™ FASHION *Plates*®




Mix and match plates to create the hottest new fashion designs. Be creative with colors – use one color or combine different ones. Have fun!

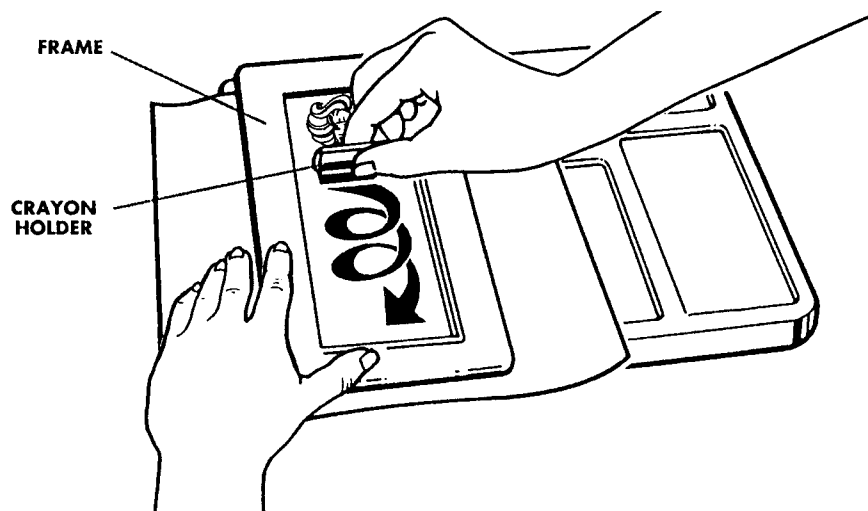
2508



1 Choose plates to create a fashion design and place them in tray as shown. Snap the scented crayon securely into crayon holder (inset).




3 Remove and place paper on a flat surface, and use the colored pencils to color in your hot new style.



2 Place a sheet of paper under the frame firmly against paper stop guides. Rub the crayon holder softly across the paper in a circular motion.

FOR THE BEST PICTURES, HOLD FRAME DOWN AND KEEP CRAYON LEVEL. The frame should also be periodically cleaned.



4 Add the colorful accessory stickers to complete your design!