



Ages 2 & Up


LearningSteps™

Fun-2-Count™ Activity Board

Thank you for buying this Playskool Learning Steps product! Initially, you will have to supervise your child as he/she plays with the Fun-2-Count™ Activity Board. Guide your child through each of the progressively advanced activity cards—it's a fun way to teach the basics of numbers and counting, and before you know it, your child will be doing equations without any help at all!


LABEL PLACEMENT:

The 30 tiles in this set have labels pre-applied on one side, and you must apply the labels to the other side yourself from the included label sheet:



Place the labels with the numerals 6 through 10 on the back of the tiles that have stars on the front (the tiles have 1 to 5 stars on them). All other labels can be placed on the back of any of the other tiles.

SPINNER ASSEMBLY:

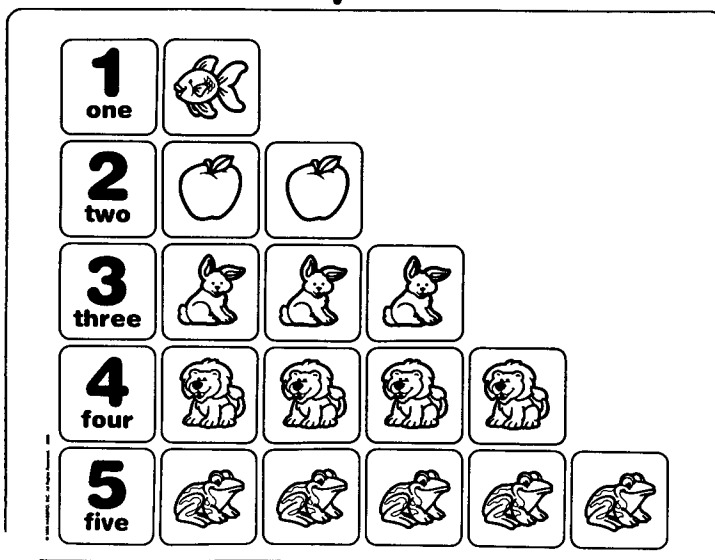


Place spinner label on right side of board as shown, so that center hole in label goes over hole in board.


Snap spinner into place as shown.

PLAY INSTRUCTIONS:

Activity Card #1



Activity Card #2



1. Match the tiles with the pictures on the activity cards!

Helps teach:

- Number recognition
- Number sequence
- Matching number with amount
- Counting from 1 to 10

Activity Card #3

1 one		3 three		5 five
	7 seven		9 nine	
▲ COUNTING UP ▲				
▼ COUNTING DOWN ▼				

2. Fill in the missing numbers in the sequence!
- Teaches counting up from 1 to 10 and down from 10 to 1
 - Tests your child's knowledge of number sequence

Activity Card #4

SPIN & MATCH

5 five	1 one	3 three	2 two	3 three	4 four
3 three	4 four	2 two	1 one	4 four	5 five
2 two	5 five	1 one	2 two	1 one	2 two
PLAYER 1			PLAYER 2		

3. Spin the wheel on the activity board, then match the number on the wheel to the number on the card! Fun for one or two players!
- Tests number recognition
 - Tests matching skills
 - Reinforces skills from previous cards

Activity Card #5

	+		=	
2 two	+	3 three	=	5 five
	-		=	
	+		=	
	-		=	

4. This card teaches basic equations involving addition and subtraction, then leaves two open lines for your child to make his/her own equations!
- Teaches basic addition and subtraction
 - Teaches actual value of numbers through visual portrayals of amounts
 - Reinforces knowledge of previous cards

Activity Card #6

5. Place a tile on "START," then spin the wheel and count off the number of spaces to move. Depending on where you land, the space may direct you to go forwards, backwards, up or down!
- Fun for one or two players!
 - Combines all skills learned on previous cards
 - Reinforces number recognition, counting forward and backward, addition and subtraction