


TIGER
ELECTRONICS

Asst. No. 66492

AGES 6+



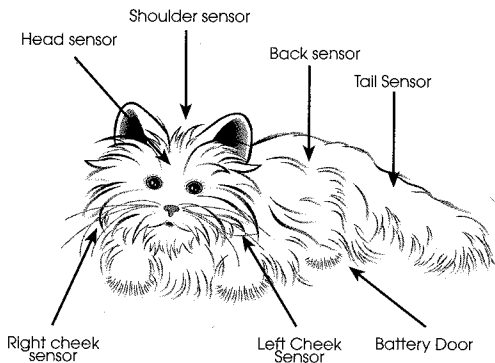
INSTRUCTION MANUAL



Congratulations on your Fur Real Friend: The Special Pet that responds to your touch!
Fur Real Friends Cats are lifelike and affectionate pets that respond to your touch! Tickle their cheek and they'll lean into your hand and purr. Pet their soft, silky fur and watch as they arch their back - but watch out if you grab their tail! Take home one or the whole FurReal friends family!

GETTING STARTED

Fur Real Friends consist of the following parts:




BATTERY INSTALLATION

CAUTION: An adult should do Battery installation and replacement. This product is not suitable for children under 3 years old as it contains small parts.

To insert the batteries, pull back the plush flap, unscrew the screw on the battery compartment cover on the bottom of the cat. Insert 3 "C" batteries (not included), making sure to align the "+" and "-" signs as shown.

Fur Real Cat will automatically go to sleep when batteries are inserted but you can wake the cat up by scratching its forehead.



CAUTION:

TO AVOID BATTERY LEAKAGE

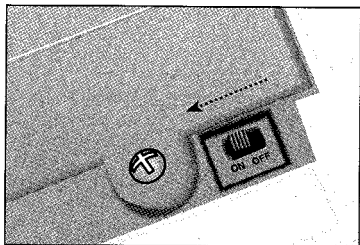
- 1) Be sure to insert the batteries correctly always follow the toy and battery manufacturers' instructions;
- 2) Do not mix old and new batteries or alkaline, standard (carbon-zinc) or rechargeable (nickel-cadmium) batteries;
- 3) Always remove weak or dead batteries from the product.

TO ENSURE PROPER FUNCTION:

- Battery installation should be done by an adult.
- Non-rechargeable batteries are not to be recharged.
- Rechargeable batteries are to be removed from the toy before being charged. (if removable)
- Rechargeable batteries are only to be charged under adult supervision.
- Only batteries of the same or equivalent type as recommended are to be used.
- The supply terminals are not to be short-circuited.
- Do not dispose of batteries in fire. Battery may explode or leak.

HOW TO PLAY WITH YOUR FUR REAL CAT

To turn your cat ON, pull back the plush flap over the battery door and switch the ON/OFF switch to ON. Then replace the flap.



Once turned on your cat will move like it is stretching and then go to sleep




To wake up your cat, gently scratch the top of its head. This will wake your cat up.



Note, the cat will go to sleep and shut down if it is not played with for 3-5 minutes. You can wake it up by scratching the forehead. Please remember to turn the ON/OFF switch to the OFF position if the cat will not be played with for a while.

Your Fur Real Cat is just like a real cat in many ways. If you pet your cat gently or scratch its head or tickle its cheeks you will make your cat happy. The following illustrations show how you can pet your cat.

Head sensor




4




5



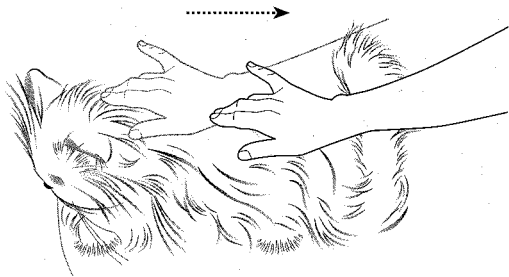
Shoulder sensor




Back Sensor




Petting




Right cheek sensor



Left Cheek Sensor



Tail Sensor



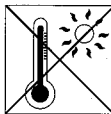
If you grab your cat's tail the cat will become unhappy

"Your new pet will behave much like a real cat by being stubborn and sometimes unpredictable."

CLEANING INSTRUCTIONS:

To clean your cat's fur, gently brush it with a cloth or soft brush to loosen any dirt. Then use a slightly damp cloth to remove stains.

- DO NOT PUT IN THE WASHING MACHINE
- DO NOT SUBMERGE IN WATER
- DO NOT GET WET EXCEPT A DAMP CLOTH ON THE FUR
- TO PREVENT STAINING THE FUR, WIPE DIRT OFF IMMEDIATELY
- IF THE CAT GETS WET, REMOVE THE BATTERIES AND DRY THE FUR.
- ONCE COMPLETELY DRY, REPLACE THE BATTERIES DO NOT USE DETERGENT OR STAIN REMOVERS ON THE FUR



High temperature will destroy the unit. Do not leave unit in direct sunlight.



Clean only with a piece of soft dry cloth.

- Prevent spills of food and beverage on the unit.
- Do not throw or kick the product, and do not push sharp objects through the speaker openings.

If Fur Real Friends Cat is damaged or something has been left out, DO NOT RETURN IT TO THE STORE. The store doesn't have replacement parts. Instead, write to us at:

Tiger Electronics Consumer Service
980 Woodlands Parkway
Vernon Hills, IL 60061
(800)844-3733

In your note, mention the name of your toy, it's model number, and tell us briefly what the problem is. Also include sales slip, date, place of purchase and price paid. We will do our best to help.

90-DAY LIMITED WARRANTY

Tiger Electronics, Ltd. (TIGER) warrants to the original consumer purchaser of this product that the product will be free from defects in materials or workmanship for 90 days from the date of original purchase. This warranty does not cover damages resulting from accident, negligence, improper service or use or other causes not arising out of defects in materials or workmanship.

During this 90-day warranty period, the product will either be repaired or replaced (at TIGER'S option) without charge to the purchaser, when returned with proof of the date of purchase to either the dealer or to TIGER.

Product returned to TIGER without proof of the date of purchase or after the 90-day warranty period has expired, but prior to one year from the original date of purchase, will be repaired or replaced (at TIGER'S option) for a service fee of US \$23.00. Payments must be by check or money order payable to Tiger Electronics, Ltd.

THE FOREGOING STATES THE PURCHASER'S SOLE AND EXCLUSIVE REMEDY FOR ANY BREACH OF WARRANTY WITH RESPECT TO THE PRODUCT.

All product returned must be shipped prepaid and insured for loss or damage to:

Hasbro Inc.
Consumer Returns A-847
1027 Newport Ave. Pawtucket,
RI 02862

The product should be carefully packed in the original box or other packing materials sufficient to avoid damage during shipment. Include a complete written description of the defect, a check if product is beyond the 90-day warranty period, and your printed name, address and telephone number.

THIS WARRANTY IS IN LIEU OF ALL OTHER WARRANTIES AND NO OTHER REPRESENTATIONS OR CLAIMS OF ANY NATURE SHALL BE BINDING ON OR OBLIGATE TIGER IN ANY WAY. ANY IMPLIED WARRANTIES APPLICABLE TO THIS PRODUCT, INCLUDING WARRANTIES OF MERCHANTABILITY AND FITNESS FOR A PARTICULAR PURPOSE, ARE LIMITED TO THE NINETY (90) DAY PERIOD DESCRIBED ABOVE. IN NO EVENT WILL TIGER BE LIABLE FOR ANY SPECIAL, INCIDENTAL, OR CONSEQUENTIAL DAMAGES RESULTING FROM POSSESSION, USE, OR MALFUNCTION OF THIS TIGER PRODUCT.

Some states do not allow limitations as to how long an implied warranty lasts and/or exclusions or limitations of incidental or consequential damages, so the above limitations and/or exclusions of liability may not apply to you. This warranty gives you specific rights, and you may also have other rights which vary from state to state.

For more information about Tiger Electronics, our products and special promotions, please visit our web site at: www.tigertoys.com
Please retain instructions for future reference.

FCC Statement

This device complies with Part 15 of the FCC Rules. Operation is subject to the following two conditions : (1) this device may not cause harmful interference, and (2) this device must accept any interference received, including interference that may cause undesired operation.

Warning: Changes or modifications to this unit not expressly approved by the party responsible for compliance could void the user's authority to operate the equipment.

NOTE: This equipment has been tested and found to comply with the limits for a Class B digital device, pursuant to Part 15 of the FCC Rules. These limits are designed to provide reasonable protection against harmful interference in a residential installation. This equipment generates, uses, and can radiate radio frequency energy and, if not installed and used in accordance with the instructions, may cause harmful interference to radio communications. However, there is no guarantee that interference will not occur in a particular installation. If this equipment does cause harmful interference to radio or television reception, which can be determined by turning the equipment off and on, the user is encouraged to try to correct the interference by one or more of the following measures:

- Reorient or relocate the receiving antenna.
- Increase the separation between the equipment and receiver.
- Connect the equipment into an outlet on a circuit different from that to which the receiver is connected.
- Consult the dealer or an experienced radio TV technician for help.