



AGES 5+  
74565 Asst.

## IMPORTANT

If you turn SCAMPS MY PLAYFUL PUP off, or change his batteries, he will forget what you taught him and you'll need to retrain him.

SCAMPS MY PLAYFUL PUP is a speech recognition product. This means he can really understand what you say! For best results please follow the below 3 steps.

1. Eliminate any background noise and play with SCAMPS MY PLAYFUL PUP in a quiet room.
2. Wait until SCAMPS MY PLAYFUL PUP has finished moving and speaking before giving a command.
3. Speak loudly and clearly when giving a command.



Product and colors may vary.  
© 2005 Hasbro. All Rights Reserved.  
TM & © denote U.S. Trademarks.

Patents Pending. P/N 6477060000



Questions?  
Call 1-800-327-8264



## SCAMPS MY PLAYFUL PUP COMMAND CARD

Look at all the commands that SCAMPS MY PLAYFUL PUP can recognize!

- Sit
- Down
- Speak
- Good Dog
- Wanna Treat?
- Hey SCAMPS or Hey Puppy
- Drop it

Teach SCAMPS MY PLAYFUL PUP the following tricks!

Remember to say each command 3 times slowly, pausing after each one!

- Gimme a Paw (or) Shake
- Wave
- Howl
- Sit Up and Beg
- Let's Count...Count One...Count Two...Count Three
- Adding Game...Plus One...Plus Two...Plus Three

## FCC STATEMENT

This equipment has been tested and found to comply with the limits for a Class B digital device, pursuant to part 15 of the FCC Rules. These limits are designed to provide reasonable protection against harmful interference in a residential installation. This equipment generates, uses and can radiate radio frequency energy, and, if not installed and used in accordance with the instructions, may cause harmful interference to radio communications. However, there is no guarantee that interference will not occur in a particular installation. If this equipment does cause harmful interference to radio or television reception, which can be determined by turning the equipment off and on, the user is encouraged to try to correct the interference by one or more of the following measures:

- Reorient or relocate the receiving antenna.
- Increase the separation between the equipment and receiver.
- Consult the dealer or an experienced radio/TV technician for help.



Product and colors may vary.  
© 2005 Hasbro. All Rights Reserved.  
TM & ® denote U.S. Trademarks.

Patents Pending.

74565 Asst.

P/N 6465520000

**TIGER**  
ELECTRONICS

**TIGERTOYS.COM**  
For new products and offers

Questions? Call 1-800-327-8264

**FurReal**  
friends®


AGES 5+  
74565 Asst.

**Seamps**  
MY  
Playful Pup™

TRAINING  
GUIDE



Loveable pets that “come alive!”



Thank you for purchasing the FURREAL FRIENDS SCAMPS MY PLAYFUL PUP pet!

Requires 3 x 1.5V "C" or LR14 size alkaline batteries (not included). Phillips/cross head screwdriver (not included) needed to insert batteries.

SCAMPS MY PLAYFUL PUP is a very smart puppy! He's lovable, cute and cuddly and wants to be your best friend. You can really teach him tricks! He understands certain commands and will follow them!

- Say "Shake" and he'll give you his paw
- Say "Sit" and he'll sit up
- Say "Wave" and he'll wave at you
- Say "Howl" and he'll howl at you
- Say "Sit up and Beg" and he'll beg for your attention
- Say "Count One" and he'll bark once
- Say "Add One Plus One" and he'll bark twice

Reward him by petting his back and saying "Good Dog" and he'll want to play even more!

The more you play with him, the more he'll do!

Be sure to take good care of your FURREAL FRIENDS SCAMPS MY PLAYFUL PUP pet by following the instructions in this booklet!

Wait until SCAMPS MY PLAYFUL PUP has finished moving and speaking before giving him a command.

For best results, keep background noise low, or play with SCAMPS MY PLAYFUL PUP in a quiet room.

To begin playing with your FURREAL FRIENDS SCAMPS MY PLAYFUL PUP pet, you must first install batteries.

## TO INSTALL BATTERIES

Pull back the plush flap, and using a Phillips/cross head screwdriver, loosen screw in battery compartment cover (screw stays attached to cover) on the bottom. Insert 3 x 1.5V "C" or LR14 size alkaline batteries (not included).

Replace cover and tighten screw.



## CAUTION: TO AVOID BATTERY LEAKAGE

1. Be sure to insert the batteries correctly and always follow the toy and battery manufacturers' instructions;
2. Do not mix old batteries and new batteries or alkaline, standard (carbon-zinc) or rechargeable (nickel-cadmium) batteries;
3. Always remove weak or dead batteries from the product.

## IMPORTANT: BATTERY INFORMATION

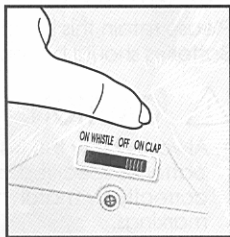
Please retain this information for future reference. Batteries should be replaced by an adult.

### CAUTION:


1. Always follow the instructions carefully. Use only batteries specified and be sure to insert item correctly by matching the + and - polarity markings.
2. Do not mix old batteries and new batteries or standard (carbon-zinc) with alkaline batteries.
3. Remove exhausted or dead batteries from the product.
4. Remove batteries if product is not to be played with for a long time.
5. Do not short circuit the supply terminals.
6. Should this product cause, or be affected by, local electrical interference, move it away from other electrical equipment. Reset (switching off and back on again or removing and re-inserting batteries) if necessary.
7. RECHARGEABLE BATTERIES: Do not mix these with any other types of batteries. Always remove from the product before recharging. Recharge batteries under adult supervision. **DO NOT RECHARGE OTHER TYPES OF BATTERIES.**

## GETTING STARTED


To turn SCAMPS MY PLAYFUL PUP on, first slide the On Whistle/Off/On Clap Switch to "On Whistle" if you prefer to wake him up by whistling, or to "On Clap" to wake him up by clapping twice.




Your FURREAL FRIENDS SCAMPS MY PLAYFUL PUP pet consists of the following parts:



**Ear Sensors**  
Scratch behind my ears!



**Mouth Sensor**  
"Feed" me or give me my toy and let's play "Drop It!"



## TO PLAY

After turning SCAMPS MY PLAYFUL PUP on, it's time to play! Give him the following commands and watch what he'll do!

- **SIT:** Say "Sit" and he will sit up.



- **DOWN:** Say "Down" and he will lie down.




- **SPEAK:** Say "Speak" and he will bark!



- **GOOD DOG:** Say "Good Dog" and he will bark happily while wagging his tail.



- **WANNA TREAT?** Say “Wanna Treat?” and he will sit up and beg for a treat. Be sure to give him his bone! Place it gently in his mouth and he will lie down and chew it up! If you don’t give him a treat right away he’ll get impatient and start whining.



- **HEY...:** Say “Hey Scamps!” or “Hey Puppy!” He will recognize your voice, perk up, look around and wag his tail!

- **DROP IT:** Put his toy in his mouth and then say “Drop it!” See if he’ll listen to you or if he wants to be stubborn and guard his toy from you.



## TO TRAIN

You can also train SCAMPS MY PLAYFUL PUP to shake, wave, howl, beg, count and even add! Training him is easy! **Be sure to wait until SCAMPS MY PLAYFUL PUP is not moving or speaking before giving him a command. Just say the command three times, pausing after each response,** and he’s learned it!

NOTE: If you pause for longer than 10 seconds between commands, SCAMPS MY PLAYFUL PUP will leave training mode and go back into play mode.

PLEASE NOTE: SCAMPS MY PLAYFUL PUP only understands your commands when he’s not being active, so wait until he’s completed a command and stopped moving before giving him another! (Be careful not to give him too many commands at once!)

*Just like a real dog, sometimes SCAMPS MY PLAYFUL PUP can be stubborn. Keep training him till he gets it right!*



## SHAKE:



- Say "Gimme a paw" or "Shake" and he will begin to raise his paw.



- Say "Gimme a paw" or "Shake" a second time and he will raise his paw even further.



- Say "Gimme a paw" or "Shake" a third time and he will raise his paw all the way up to shake your hand!

## SIT UP AND BEG:



- Say "Sit Up and Beg" and he will rise up and hop a little.



- Say "Sit Up and Beg" a second time and he will rise half the way up.



- Say "Sit Up and Beg" a third time and he will rise all the way up and beg for your attention!

*Just like a real dog, sometimes SCAMPS MY PLAYFUL PUP can be stubborn. Keep training him till he gets it right!*

REMEMBER to say each command three times to complete the training. SCAMPS MY PLAYFUL PUP is only a puppy and may make mistakes.

## LET'S COUNT:

- Say "Let's Count" to initiate the counting sequence.
- Say "Count One" and he will bark once!
- Say "Count Two" and he will bark twice!
- Say "Count Three" and he will bark three times!

## ADDING GAME:

SCAMPS MY PLAYFUL PUP will pant to acknowledge that he understands you and is ready to add!

- Say "Adding Game" to initiate the adding sequence.
- Say "One" and he will bark once.
- Say "One Plus One" and he will bark twice.
- Say "One Plus Two" and he will bark three times!
- Say "Plus Three" and he will bark six times!

He can bark up to 255 times using the commands "One, Plus One, Plus Two and Plus Three!"

## WAVE:



- Say "Wave" and he will begin to raise his paw.



- Say "Wave" a second time and he will wave at you!



- Say "Wave" a third time and he will give you a huge wave while his whole body moves with excitement!

## HOWL:



- Say "Howl" and he will raise his head and let out a little howl.




- Say "Howl" a second time and he will howl even longer!



- Say "Howl" a third time and he will drop his head back and give you a full howl!

## TO "FEED" SCAMPS MY PLAYFUL PUP

Lookout - it's dinnertime! "Feed" SCAMPS MY PLAYFUL PUP his bone and watch him lie down and chomp away! But be careful, don't take his bone away or he'll be very upset and will growl at you!



## It's time for SCAMPS MY PLAYFUL PUP to sleep!

If you think SCAMPS MY PLAYFUL PUP has had enough training for one day, or it's time for a nap, hug or hold him in your lap while pressing down on his back, and he will breath deeply and fall asleep right in your arms! Or, if you leave him alone for a little while, he will lie down and fall asleep on his own.



## What to do if you think SCAMPS MY PLAYFUL PUP doesn't understand your command:

If SCAMPS MY PLAYFUL PUP can't understand your command, he will tilt his head to the side and look confused while waiting for you to repeat your command.

NOTE: Your FURREAL FRIENDS SCAMPS MY PLAYFUL PUP pet will go to sleep and shut down if he is not played with for approximately a minute. You can wake him up by petting his forehead or whistling/clapping (depending on which mode you have his On Whistle/Off/On Clap Switch set to). Please remember to turn the ON/OFF switch to the OFF position when you are not playing with your FURREAL FRIENDS SCAMPS MY PLAYFUL PUP pet, in order to conserve battery life.

## SCAMPS MY PLAYFUL PUP COMMAND CARD

Look at all the commands that SCAMPS MY PLAYFUL PUP can recognize!

- Sit
- Down
- Speak
- Good Dog
- Wanna Treat?
- Hey SCAMPS or Hey Puppy
- Drop it

Teach SCAMPS MY PLAYFUL PUP the following tricks!

Remember to say each command 3 times slowly, pausing after each one!

- Gimme a Paw (or) Shake
- Wave
- Howl
- Sit Up and Beg
- Let's Count...Count One...  
Count Two...Count Three
- Adding Game...Plus One...  
Plus Two...Plus Three



## HELPFUL HINTS

For the best performance, follow these guidelines:

- Keep background noise low, or for best results play with SCAMPS MY PLAYFUL PUP in a quiet room.
- SCAMPS MY PLAYFUL PUP performs best when you sit between 12 and 18 inches away from the toy, facing it directly.
- Talk in a normal tone of voice, the way that you would talk to a friend. Pronounce all the syllables of each word clearly.
- Shouting does not improve speech recognition.
- Wait until SCAMPS MY PLAYFUL PUP has finished moving and speaking before giving him another command.
- Keep the command card handy, and remember that SCAMPS MY PLAYFUL PUP will respond only to the exact commands on the card.

**IMPORTANT NOTE:** If SCAMPS MY PLAYFUL PUP begins to function improperly, switch the On Whistle/Off/On Clap Switch to the "OFF" position, and then switch back to the "ON Whistle" or "On Clap" position.

## CLEANING INSTRUCTIONS

To clean your SCAMPS MY PLAYFUL PUP pet's fur, gently brush him with a cloth or soft brush to loosen any dirt. Then use a slightly damp cloth to remove stains.

- DO NOT PUT IN THE WASHING MACHINE
- DO NOT SUBMERGE IN WATER
- DO NOT GET WET EXCEPT A DAMP CLOTH ON THE FUR
- TO PREVENT STAINING THE FUR, WIPE DIRT OFF IMMEDIATELY
- IF SCAMPS MY PLAYFUL PUP PET GETS WET, REMOVE THE BATTERIES AND DRY THE FUR
- ONCE COMPLETELY DRY, REPLACE THE BATTERIES
- DO NOT USE DETERGENT OR STAIN REMOVERS ON THE FUR



High temperature will destroy the unit. Do not leave unit in direct sunlight.

- Prevent spills of food and beverage on the unit.
- Do not throw or kick the product, and do not push sharp objects through the speaker openings.