

FurReal
friends™


AGES 4+

72960 Asst.

Smoochie
Pup™

INSTRUCTION
MANUAL





Thank you for purchasing the FURREAL FRIENDS
SMOOCHIE PUP pet!

Requires 3 x 1.5V "AA" or LR6 size alkaline batteries
(not included). Phillips/cross head screwdriver
(not included) needed to insert batteries.

SMOOCHIE PUP pet is the adorable puppy that
craves your love and affection! Give her a kiss on
her nose and she'll "kiss" you back! Listen to her
make cute puppy sounds and take her with you
wherever you go!

Make sure to give your SMOOCHIE PUP lots of love
and affection by petting the soft fur on her back
and giving her lots of kisses on her nose!


The more you love and play with your SMOOCHIE
PUP, the more she will love you and "kiss" you!

Be sure to take good care of your SMOOCHIE PUP
pet by following the instructions in this booklet!

To begin playing with your FURREAL FRIENDS
SMOOCHIE PUP pet, you must first install batteries.

TO INSTALL BATTERIES

Pull back the plush flap, and using a Phillips/cross head screwdriver, loosen screw in battery compartment cover (screw stays attached to cover) on the bottom. Insert 3 x 1.5V "AA" or LR6 size alkaline batteries (not included). Replace cover and tighten screw.



CAUTION: TO AVOID BATTERY LEAKAGE

1. Be sure to insert the batteries correctly and always follow the toy and battery manufacturers' instructions;
2. Do not mix old batteries and new batteries or alkaline, standard (carbon-zinc) or rechargeable (nickel-cadmium) batteries;
3. Always remove weak or dead batteries from the product.

IMPORTANT: BATTERY INFORMATION

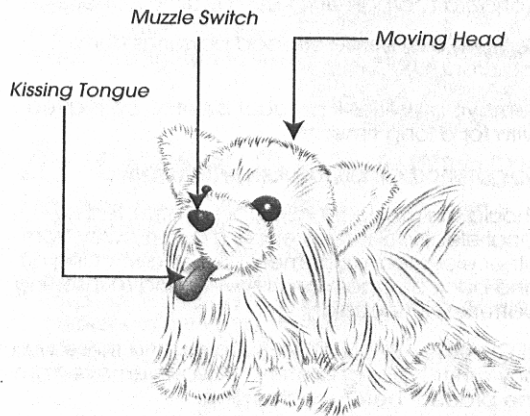
Please retain this information for future reference. Batteries should be replaced by an adult.

CAUTION:

1. Always follow the instructions carefully. Use only batteries specified and be sure to insert them correctly by matching the + and - polarity markings.
2. Do not mix old batteries and new batteries or standard (carbon-zinc) with alkaline batteries.
3. Remove exhausted or dead batteries from the product.
4. Remove batteries if product is not to be played with for a long time.
5. Do not short circuit the supply terminals.
6. Should this product cause, or be affected by, local electrical interference, move it away from other electrical equipment. Reset (switching off and back on again or removing and re-inserting batteries) if necessary.
7. RECHARGEABLE BATTERIES: Do not mix these with any other types of battery. Always remove from the product before recharging. Recharge batteries under adult supervision. DO NOT RECHARGE OTHER TYPES OF BATTERIES.

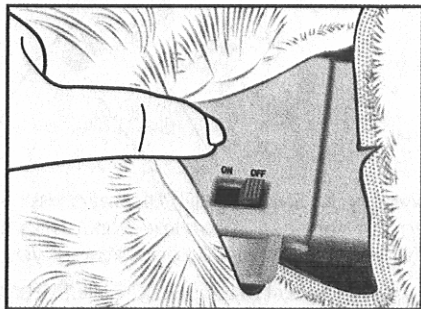
GETTING STARTED

Your FURREAL FRIENDS SMOOCHIE PUP pet consists of the following parts:



TO PLAY

Turn your SMOOCHIE PUP pet "ON" by switching the ON/OFF SWITCH to the "ON" position. She will wake up and begin whining and barking for your attention.



Kiss your SMOOCHIE PUP pet on the nose and she will "kiss" you right back! She loves to give you "kisses"!



When giving your SMOOCHIE PUP pet a kiss make sure to touch her nose. If you keep touching her nose after each kiss, she will keep "kissing" you.

If you do not play with your SMOOCHIE PUP pet for 5 seconds she will begin whining and barking for your attention.

Your SMOOCHIE PUP pet will go to sleep and shut down if she is not played with for approximately a minute. You can wake her up by pressing on her muzzle! Please remember to turn the ON/OFF switch to the OFF position when you are not playing with your SMOOCHIE PUP pet, in order to conserve battery life.

Listen to your SMOOCHIE PUP pet make playful, realistic puppy sounds and watch her move her head up and down!



Your SMOOCHIE PUP pet makes a variety of puppy sounds and really:

- Whines
- Pants
- Barks
- Slurps
- Howls
- Sighs

CLEANING INSTRUCTIONS

To clean your SMOOCHIE PUP pet's fur, gently brush her with a cloth or soft brush to loosen any dirt. Then use a slightly damp cloth to remove stains.

- DO NOT PUT IN THE WASHING MACHINE
- DO NOT SUBMERGE IN WATER
- DO NOT GET WET EXCEPT A DAMP CLOTH ON THE FUR
- TO PREVENT STAINING THE FUR, WIPE DIRT OFF IMMEDIATELY
- IF THE SMOOCHIE PUP PET GETS WET, REMOVE THE BATTERIES AND DRY THE FUR
- ONCE COMPLETELY DRY, REPLACE THE BATTERIES
- DO NOT USE DETERGENT OR STAIN REMOVERS ON THE FUR



High temperature will destroy the unit.
Do not leave unit in direct sunlight.

- Prevent spills of food and beverage on the unit.
- Do not throw or kick the product, and do not push sharp objects through the speaker openings.

FCC STATEMENT

This equipment has been tested and found to comply with the limits for a Class B digital device, pursuant to Part 15 of the FCC Rules. These limits are designed to provide reasonable protection against harmful interference in a residential installation. This equipment generates, uses and can radiate radio frequency energy, and, if not installed and used in accordance with the instructions, may cause harmful interference to radio communications. However, there is no guarantee that interference will not occur in a particular installation. If this equipment does cause harmful interference to radio or television reception, which can be determined by turning the equipment off and on, the user is encouraged to try to correct the interference by one or more of the following measures:

- Reorient or relocate the receiving antenna.
- Increase the separation between the equipment and the receiver.
- Consult the dealer or an experienced radio/TV technician for help.