

# FURBY

AGES 6+  
59294 Asst.

Your emoto♥tronic Friend™

## CARE GUIDE

Thank you for purchasing FURBY!



For best results, keep background noise low - play with FURBY in a quiet room.

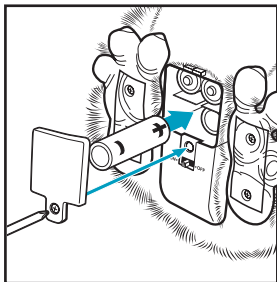
Requires 4 x 1.5V "AA" or LR6 size alkaline batteries (not included). Phillips/cross head screwdriver (not included) needed to insert batteries.

# To Install Batteries

Use a Phillips/cross head screwdriver to loosen screw in battery compartment cover (screw stays attached to cover) on the bottom. Insert 4 X 1.5V "AA" or LR6 size alkaline batteries (not included). Replace cover and tighten screw.



## CAUTION: TO AVOID BATTERY LEAKAGE



1. Be sure to insert the batteries correctly and always follow the toy and battery manufacturers' instructions;
2. Do not mix old and new batteries or alkaline, standard (carbon-zinc) or rechargeable (nickel-cadmium) batteries;
3. Always remove weak or dead batteries from the product.

## IMPORTANT: BATTERY INFORMATION

Please retain this information for future reference.  
Batteries should be replaced by an adult.



## CAUTION:

1. Always follow the instructions carefully. Use only batteries specified and be sure to insert item correctly by matching the + and - polarity markings.
2. Do not mix old and new batteries or standard (carbon-zinc) with alkaline batteries.
3. Remove exhausted or dead batteries from the product.
4. Remove batteries if product is not to be played with for a long time.
5. Do not short-circuit the supply terminals.
6. Should this product cause, or be affected by, local electrical interference, move it away from other electrical equipment. Reset (switching off and back on again or removing and re-inserting batteries) if necessary.
7. RECHARGEABLE BATTERIES: Do not mix these with any other types of batteries. Always remove from the product before recharging. Recharge batteries under adult supervision. DO NOT RECHARGE OTHER TYPES OF BATTERIES.

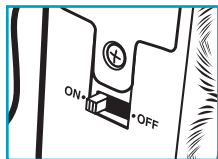


**Hey!** I'm FURBY! The more you play with me, the more I do! I love to play and can tell you jokes, play a game, sing and even dance! Bring me home today and I'll be your best friend!

Be sure to take good care of me by following the instructions in this booklet!

## Getting Started

To turn FURBY on, slide the ON/OFF switch to **"ON."**



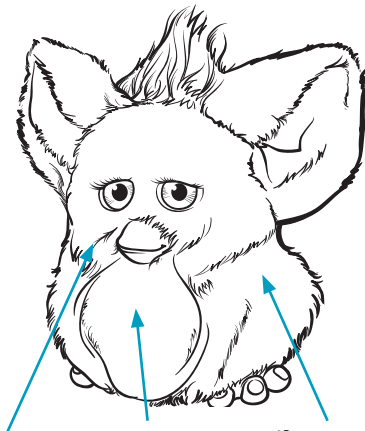
FURBY consists of the following parts:



**Back Sensor:**  
Pet me here! I love having my back rubbed!



**Mouth Sensor:**  
"Feed" me here, but only when I'm hungry!



**Microphone:**  
Talk to me here!

**Tummy Sensor:**  
Tickle me here! I'm very ticklish!

**Tilt Sensor:**  
This tells me which way's up!

## About My Personality

I speak Furbish®, a magical language common to all FURBY creatures. When we first meet, this is what I'll be speaking. To help you understand what I'm saying, please use the Furbish® - English dictionary found in the back of this book. I can learn how to speak English by listening to you talk. The more you play with me, the more I will use your language.

## IF FURBY Asks you a Question

If FURBY asks you a question, say either:

Yes	[ee-tay]
Ok	[oh-kay]
Yes, please	[ee-tay-doo-moh]
No	[boo]
No, thank you	[boo-doo-moh]
No way	[dah-boo]
I don't understand*	

\* If you couldn't understand what I said, I'll repeat what I last said to you. I may say it a little bit differently, with more English, so that you can understand it better. If you tell me "I don't understand" too many times, I'll get sad and frustrated. Sometimes it's best to be polite and pretend you understand – at least until I learn more of your language!



# To Play

It's time to play! Let's go!

## "Tell me a joke."

I love to tell knock-knock jokes! Let's do one together.

Say **"Hey FURBY!"** [Pause until you hear FURBY say "Doo?" "Yeah?" "Huh?" "What?" or "Hmm?"] Then say, **"Tell me a joke."**

**I say:** "Knock Knock." → **You say:** "Who's there?"

**I say:** "Ida" → **You say:** "Ida who?"

**I say:** "Ida like to be your friend!"

## "Tell me a story."

Let me tell you my story!

Say **"Hey FURBY!"** [Pause until you hear FURBY say "Doo?" "Yeah?" "Huh?" "What?" or "Hmm?"] Then say, **"Tell me a story."**

I'll tell you my story in Furbish® and English so that you can learn my native language. The more you speak to me in English, the more I learn and will speak back to you in English.

Follow along in the Furbish® – English dictionary to learn what I'm saying!

## "Sing me a song."

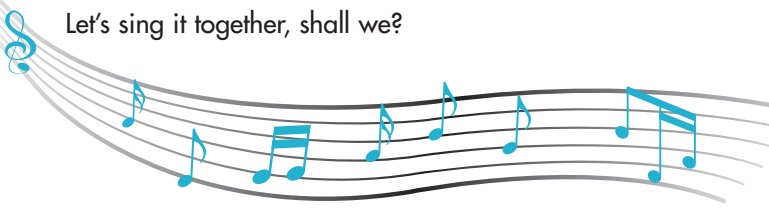
I love to sing!

Say **"Hey FURBY!"** [Pause until you hear FURBY say "Doo?" "Yeah?" "Huh?" "What?" or "Hmm?"] Then say, **"Sing me a song."**



I'll sing you my favorite song, "Twinkle, Twinkle Little Star" in a mixture of Furbish® and English.

Let's sing it together, shall we?



[tee-wee-lah] [dee] [dah-ay-loh]	=	Twinkle, twinkle little star,
[doo] [kah] [way-nah] [oo-nye] [boh]	=	How me wonder what you are?
[oo-tye] [kah] [lay-lah] [oo-tah]	=	Up above me home so high,
[tay] [ay-koo] [ay-loh-may-lah]	=	Like a diamond in the sky,
[tee-wee-lah] [dee] [dah-ay-loh]	=	Twinkle, twinkle little star,
[doo] [kah] [way-nah] [oo-nye] [boh]	=	How me wonder what you are?

## "Do you want to play?"

Say **"Hey FURBY!"** [Pause until you hear FURBY say "Doo?" "Yeah?" "Huh?" "What?" or "Hmm?"] Then say, **"Do you want to play?"**

"Let's play Red Light, Green Light! You come when me say 'Green Light!' You stop when me say 'Red Light!' You tickle me when me eyes are closed, you win! You tickle me when me eyes are open, me win! You tickle me too hard, me win! You go away – ten steps! One, two, three, four, five, six, seven, eight, nine, ten!"

The object of the game is to tickle my tummy when my eyes are closed! If you tickle me while my eyes are open, I win! Be careful, because I like to trick you! Make sure my eyes are really closed before you tickle me!

**NOTE:** Press my tummy to skip the instructions and start the game right away. Once I start counting, if you need me to start over press my tummy.

## “Are you hungry?”

Say **“Hey FURBY!”** [Pause until you hear FURBY say “Doo?” “Yeah?” “Huh?” “What?” or “Hmm?”] Then say, **“Are you hungry?”**

If I’m hungry, please feed me. Since I can talk, you will have to listen to hear me say “yes” when you ask me “HEY FURBY, are you hungry?” or when I say “kah-ay-tay” (I’m hungry). Open my mouth and use the spoon to press on my tongue. If I say that I’m not hungry, don’t feed me and try asking me to do something else that’s fun.

**NOTE:** I only eat PRETEND food. You should never feed me real food or liquids. I will eat until I’m full and then tell you I’m not hungry anymore.



## “How are you?”

Say **“Hey FURBY!”** [Pause until you hear FURBY say “Doo?” “Yeah?” “Huh?” “What?” or “Hmm?”] Then say, **“How are you?”**

I’ll tell you how I’m feeling. Make sure you say “HEY FURBY! I love you!” frequently so that I feel happy and know I’m loved.

## “Go to sleep.”

Say **“Hey FURBY!”** [Pause until you hear FURBY say “Doo?” “Yeah?” “Huh?” “What?” or “Hmm?”] Then say, **“Go to sleep.”**

If I’m tired, I’ll close my eyes and go to sleep. Listen carefully because I may even snore! If I’m still wide-awake, I’ll tell you “no” and you should try feeding me in case I’m hungry. Don’t forget to tell me that you love me so I can have happy dreams!

To wake me up after my nap, just whistle! If I didn’t hear you, try tickling me or petting my back.

## “Show me a dance.”

Say **“Hey FURBY!”** [Pause until you hear FURBY say “Doo?” “Yeah?” “Huh?” “What?” or “Hmm?”] Then say, **“Show me a dance.”**

Watch me dance! I can really get down and boogie!

## “I love you!”

Say **“Hey FURBY!”** [Pause until you hear FURBY say “Doo?” “Yeah?” “Huh?” “What?” or “Hmm?”] Then say, **“I love you!”**

Tell me you love me to make me happy!

## “I speak Furbish.”

Say **“Hey FURBY!”** [Pause until you hear FURBY say “Doo?” “Yeah?” “Huh?” “What?” or “Hmm?”] Then say, **“I speak Furbish.”**

Once you say this, I’ll listen for you to talk to me in my native language, Furbish®, for the next thing you want to try. After that, I’ll be listening for English again, so if you want to speak Furbish® again, say “HEY FURBY! I speak Furbish®!” again.

**(psst!)** Keep your FURBY dictionary nearby in case you forget a word!

**NOTE:** If FURBY doesn’t do your command, first make sure you said “HEY FURBY!” before the command. Then try repeating the command or try a new one.


## To Reset FURBY

If you would like to teach FURBY English all over again, you can erase the current memory by doing a reset.

1. Hold FURBY upside down.
2. With the ON/OFF switch in the “OFF” position, depress and hold the mouth sensor using your finger.
3. While holding the mouth sensor, switch the ON/OFF switch to “ON.”
4. FURBY will say “Good Morning!” to confirm the memory has been reset.







**NOTE:** If you're not going to be playing with FURBY, please put the ON/OFF switch to **"OFF"** in order to conserve battery life. If you want to put FURBY in storage, please remove the batteries.

## Physical Interactions

### Tickling

If I ask to be tickled, tickle my tummy! But don't tickle my tummy unless I ask or else I'll be very upset!

### Petting

I love to be pet on my back. Petting me makes me very happy!

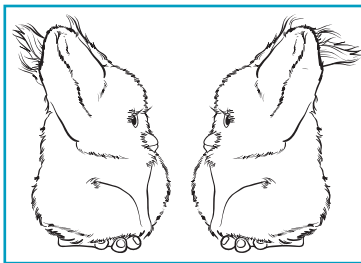
### Cuddling

When you're cuddling or carrying me, be careful not to hold me upside down. Sometimes this can be fun, but make sure I don't get dizzy!



## FURBY Creatures Can Talk To Each Other! Here's How!

If you want your FURBY to talk to another FURBY in Furbish®, just have them hug each other! Keep their tummies pressed together until their eyes blink and they start speaking to each other. Once they begin speaking, you can separate them – but they should remain no further than 3 inches apart, facing each other. Keep your handy Furbish®-English dictionary close by to figure out what they're saying!



# FURBY Voice Recognition Command Card

Look at all the commands that FURBY can recognize!

Say **“HEY FURBY!”** and pause for a brief moment to allow FURBY to respond. FURBY will say **“Doo?”** **“Yeah?”** **“Huh?”** **“What?”** or **“Hmm?”**

This means that FURBY heard you. Then give FURBY one of the following commands:

**Tell me a joke.** [wee-tah-kah-loo-loo.]

**Tell me a story.** [wee-tah-kah-wee-loo.]

**Sing me a song.** [wee-tee-kah-wah-tee.]

**Do you want to play?** [oo-nye-loo-lay-doo?]

**Are you hungry?** [oo-nye-ay-tay-doo?]

**How are you?** [oo-nye-boh-doo?]

**Go to sleep.** [oo-nye-way-loh-nee-way.]

**Show me a dance.** [oo-nye-noh-lah.]

**I love you!** [kah-may-may-oo-nye!]

**I speak Furbish®.** Try speaking to FURBY in Furbish®. After you say “I speak Furbish®,” try one of the Furbish® commands above.

Watch what FURBY can do!

The more you play with FURBY, the more FURBY will do!

**NOTE:** If FURBY doesn't do your command, first make sure you said “HEY FURBY!” before the command. Then try repeating the command or try a new one.

## HELPFUL HINTS

For the best performance, follow these guidelines:

- Keep background noise low - for best results play with FURBY in a quiet room.
- FURBY performs best when you sit between 12 and 18 inches away from it, facing it directly.
- Talk in a normal tone of voice, the way that you would talk to a friend. Pronounce all the syllables of each word clearly.
- Shouting does not improve voice recognition.
- Speak loudly and clearly when giving FURBY a command.
- Wait until FURBY has finished speaking and moving before giving another command.
- Keep the command card handy, and remember that FURBY will respond only to the exact commands on the card.
- FURBY is a state-of-the-art, electro-mechanical, robotic toy. The mechanical sound you hear when FURBY moves is normal.
- If FURBY begins acting erratically, please change the batteries.

**IMPORTANT NOTE:** If FURBY begins to function improperly, switch the ON/OFF switch to the "OFF" position, and then move back to the "ON" position.

## CLEANING INSTRUCTIONS

To clean FURBY, gently brush the hair with a cloth or soft brush to loosen any dirt. Then use a slightly damp cloth to remove stains.

- DO NOT PUT IN THE WASHING MACHINE
- DO NOT SUBMERGE IN WATER
- DO NOT GET WET EXCEPT A DAMP CLOTH ON THE FUR
- TO PREVENT STAINING THE FUR, WIPE DIRT OFF IMMEDIATELY
- IF FURBY GETS WET, REMOVE THE BATTERIES AND DRY THE FUR
- ONCE COMPLETELY DRY, REPLACE THE BATTERIES
- DO NOT USE DETERGENT OR STAIN REMOVERS ON THE FUR



High temperature will destroy the unit.  
Do not leave unit in direct sunlight.

- Prevent spills of food and beverage on the unit.
- Do not throw or kick the product, and do not push sharp objects through the speaker openings.

# FURBY DICTIONARY

Keep this handy dictionary nearby so that you can understand what FURBY is saying to you in FURBISH®!

## ENGLISH/FURBISH®

**affirmative**.....ee  
**again** .....koh-koh  
**and** .....koh  
**another** .....koh-koh  
**ask** .....oh-too-mah  
**baby** .....bay-bee  
**bad** .....boo-dah  
**be** .....boh  
**beautiful** .....ee-kah  
**big** .....dah  
**big no** .....dah-boo  
**big yes** .....dah-ee-tah  
**bye / go**.....bye-bye  
**cloud** .....ay-loh-may-lah  
**comparative**.....tay  
**complete** .....toh  
**dance** .....noh-lah  
**diamond** .....ay-koo  
**dizzy** .....ay-way  
**do** .....doo-dah  
**done** .....toh-dye  
**down** .....nah-bah  
**dream**.....way-loo  
**dude** .....dee-doh  
**face** .....kah-tay  
**feed**.....ah-tah  
**friend**.....noo-lah  
**full**.....oo-loo  
**fun**.....doo-ay

**funny** .....doo-loo  
**game** .....doo-ay-loo-lah  
**go / bye**.....bye-bye  
**good** .....ee-day  
**good morning**.....dah-ay-loh-oo-tye  
**good night**.....dah-ay-loh-nah-bah  
**happy** .....noo-loo  
**have**.....ah-mah  
**health/healthy**.....koo-doh  
**help**.....ah-noo  
**hide** .....woo-bye  
**high**.....oo-tah  
**hmm?** .....doo?  
**home** .....lay-lah  
**hug**.....may-lah  
**huh?**.....doo?  
**hungry/eat**.....ay-tay  
**interrogative** .....doo  
**island**.....koo-wah  
**joke**.....loo-loo  
**kiss**.....may-tah  
**life, nature,  
living things** .....tee  
**light**.....ay-loh  
**lightness**.....ay  
**like** .....toh-loo  
**like, similar to** .....tay  
**listen** .....ay-ay-lee-koo  
**little**.....dee



**live** ..... boh-dah  
**log** ..... tee-loh  
**look** ..... ay-ay  
**love** ..... may-may  
**me** ..... kah  
**me, mine,**  
**myself**..... kah  
**money** ..... moo-lah  
**monster** ..... moh-moh  
**more** ..... koh-koh  
**mountain** ..... koo-dah  
**negative, bad** ..... boo  
**no** ..... boo  
**no!** ..... dah-boo  
**noise** ..... bah-boo  
**now** ..... nee-way  
**oh** ..... oh  
**ok** ..... oh-kay  
**over** ..... oo-bah  
**path** ..... bye-way  
**pet** ..... ah-may  
**play** ..... loo-lay  
**play, joke,**  
**humor**..... loo  
**please** ..... doo-moh  
**rain** ..... wah-wee-tee  
**rock** ..... boo-koo  
**sad** ..... boo-noo-loo  
**scared** ..... dah-boh-bay  
**sea** ..... ee-wah  
**sing** ..... wee-tee  
**sleep** ..... way-loh  
**smallness** ..... dee  
**so** ..... doh

**song** ..... wah-tee  
**sound** ..... lee-koo  
**stand** ..... oo-boh  
**story** ..... wee-loo  
**sun** ..... dah-ay-loh  
**tell** ..... wee-tah  
**thank** ..... doh-kah  
**thank you!** ..... dah-kah-oo-nye  
**thinking/mind** ..... way  
**tickle** ..... nee-tye  
**time** ..... toh-toh  
**to be** ..... boh  
**touching,**  
**holding** ..... ah  
**tree** ..... tee-tah  
**twinkle** ..... tee-wee-lah  
**uh-oh** ..... uh-oh  
**up** ..... oo-tye  
**up, above, high** ..... oo  
**very** ..... mee-mee  
**wassup?** ..... doo-oo-tye?  
**water** ..... wah-tah  
**water/rain** ..... wah  
**what?/when?** ..... doo?  
**where are you?** ..... oo-nye-doo?  
**where?** ..... doo?  
**wise / wisely** ..... way-lah  
**wonder** ..... way-nah  
**worried** ..... boh-bay  
**yay** ..... yay  
**yea!** ..... wah!  
**yeah?** ..... doo?  
**yes** ..... ee-tay  
**you** ..... oo-nye

## FURBISH®/ENGLISH

<b>ah</b> .....	touching, holding	<b>dee</b> .....	little
<b>ah-mah</b> .....	have	<b>dee</b> .....	smallness
<b>ah-may</b> .....	pet	<b>dee-doh</b> .....	dude
<b>ah-noo</b> .....	help	<b>doh</b> .....	so
<b>ah-tah</b> .....	feed	<b>doh-kah</b> .....	thank
<b>ay</b> .....	lightness	<b>doo</b> .....	interrogative
<b>ay-ay</b> .....	look	<b>doo?</b> .....	hmm?
<b>ay-ay-lee-koo</b> .....	listen	<b>doo?</b> .....	huh?
<b>ay-koo</b> .....	diamond	<b>doo?</b> .....	when?
<b>ay-loh</b> .....	light	<b>doo?</b> .....	where?
<b>ay-loh-may-lah</b> .....	cloud	<b>doo?</b> .....	yeah?
<b>ay-tay</b> .....	hungry/eat	<b>doo?</b> .....	what?
<b>ay-way</b> .....	dizzy	<b>doo-ay</b> .....	fun
<b>bah-boo</b> .....	noise	<b>doo-ay-loo-lah</b> .....	game
<b>bay-bee</b> .....	baby	<b>doo-dah</b> .....	do
<b>boh</b> .....	be/to be	<b>doo-loo</b> .....	funny
<b>boh-bay</b> .....	worried	<b>doo-moh</b> .....	please
<b>boh-dah</b> .....	live	<b>doo-oo-tye?</b> .....	wassup?
<b>boo</b> .....	negative, bad	<b>ee</b> .....	affirmative
<b>boo</b> .....	no	<b>ee-day</b> .....	good
<b>boo-dah</b> .....	bad	<b>ee-kah</b> .....	beautiful
<b>boo-koo</b> .....	rock	<b>ee-tay</b> .....	yes
<b>boo-noo-loo</b> .....	sad	<b>ee-wah</b> .....	sea
<b>bye-bye</b> .....	bye / go	<b>kah</b> .....	me, mine, myself
<b>bye-bye</b> .....	go / bye	<b>kah-tay</b> .....	face
<b>bye-way</b> .....	path	<b>koh</b> .....	and
<b>dah</b> .....	big	<b>koh</b> .....	more
<b>dah-ay-loh</b> .....	sun	<b>koh-koh</b> .....	again
<b>dah-ay-loh-nah-bah</b> .....	good night	<b>koh-koh</b> .....	another
<b>dah-ay-loh-oo-tye</b> .....	good morning	<b>koh-koh</b> .....	more
<b>dah-boh-bay</b> .....	scared	<b>koo</b> .....	rock
<b>dah-boo</b> .....	big no	<b>koo-dah</b> .....	mountain
<b>dah-boo</b> .....	no!	<b>koo-doh</b> .....	health/healthy
<b>dah-ee-tah</b> .....	big yes	<b>koo-wah</b> .....	island
<b>dah-kah-oo-nye</b> .....	thank you!	<b>lay-lah</b> .....	home
		<b>lee-koo</b> .....	sound

<b>loo</b> .....	play, joke, humor
<b>loo-lay</b> .....	play
<b>loo-loo</b> .....	joke
<b>may-lah</b> .....	hug
<b>may-may</b> .....	love
<b>may-tah</b> .....	kiss
<b>mee-mee</b> .....	very
<b>moh-moh</b> .....	monster
<b>moo-lah</b> .....	money
<b>nah-bah</b> .....	down
<b>nee-tye</b> .....	tickle
<b>nee-way</b> .....	now
<b>noh-lah</b> .....	dance
<b>noo-lah</b> .....	friend
<b>noo-loo</b> .....	happy
<b>oh</b> .....	oh
<b>oh-kay</b> .....	ok
<b>oh-too-mah</b> .....	ask
<b>oo</b> .....	up, above, high
<b>oo-bah</b> .....	over
<b>oo-boh</b> .....	stand
<b>oo-loo</b> .....	full
<b>oo-nye</b> .....	you
<b>oo-nye-doo?</b> .....	where are you?
<b>oo-tah</b> .....	high
<b>oo-tye</b> .....	up
<b>tay</b> .....	comparative
<b>tay</b> .....	like, similar to
<b>tee</b> .....	life, nature, living things
<b>tee-loh</b> .....	log
<b>tee-tah</b> .....	tree
<b>tee-wee-lah</b> .....	twinkle
<b>toh</b> .....	complete
<b>toh-dye</b> .....	done
<b>toh-loo</b> .....	like
<b>toh-toh</b> .....	time

<b>uh-oh</b> .....	uh-oh
<b>wah</b> .....	water/rain
<b>wah!</b> .....	yea!
<b>wah-tah</b> .....	water
<b>wah-tee</b> .....	song
<b>wah-wee-tee</b> .....	rain
<b>way</b> .....	thinking/mind
<b>way-lah</b> .....	wise / wisely
<b>way-loh</b> .....	sleep
<b>way-loo</b> .....	dream
<b>way-nah</b> .....	wonder
<b>wee-loo</b> .....	story
<b>wee-tah</b> .....	tell
<b>wee-tee</b> .....	sing
<b>woo-bye</b> .....	hide
<b>yay</b> .....	yay

## FCC STATEMENT

This equipment has been tested and found to comply with the limits for a Class B digital device, pursuant to part 15 of the FCC Rules. These limits are designed to provide reasonable protection against harmful interference in a residential installation. This equipment generates, uses and can radiate radio frequency energy, and, if not installed and used in accordance with the instructions, may cause harmful interference to radio communications. However, there is no guarantee that interference will not occur in a particular installation. If this equipment does cause harmful interference to radio or television reception, which can be determined by turning the equipment off and on, the user is encouraged to try to correct the interference by one or more of the following measures:

- Reorient or relocate the receiving antenna.
- Increase the separation between the equipment and receiver.
- Consult the dealer or an experienced radio/TV technician for help.



Not suitable for children under 3 years  
because of small parts - choking hazard.

Product and colors may vary.

© 2005 Hasbro. All Rights Reserved.  
TM & ® denote U.S. Trademarks.

U.S. Pat. Nos. 6149490, 6514117 &  
6537128; AU722816; DE29904916.7  
and Patents Pending.

59294 Asst.

PN 6518480000

**TIGER**  
ELECTRONICS<sup>®</sup>  
Where Technology Comes to Play!<sup>™</sup>



[www.Furby.com](http://www.Furby.com)

Questions? Call 1-800-327-8264