

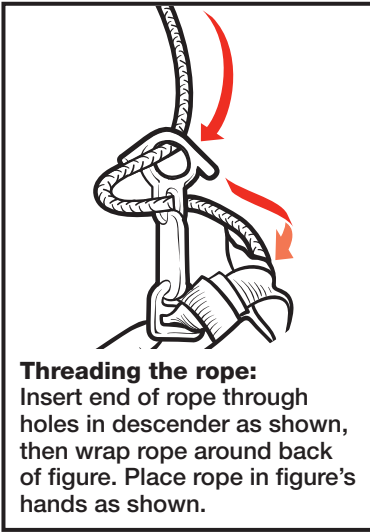


WARNING:

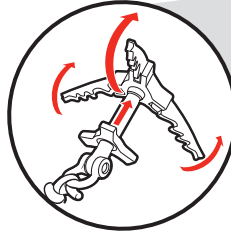
CHOKING HAZARD-Small parts.
Not for children under 3 years.

AIR FORCE GROUND OPS TRAINING

AGES 5+
81640 Asst.

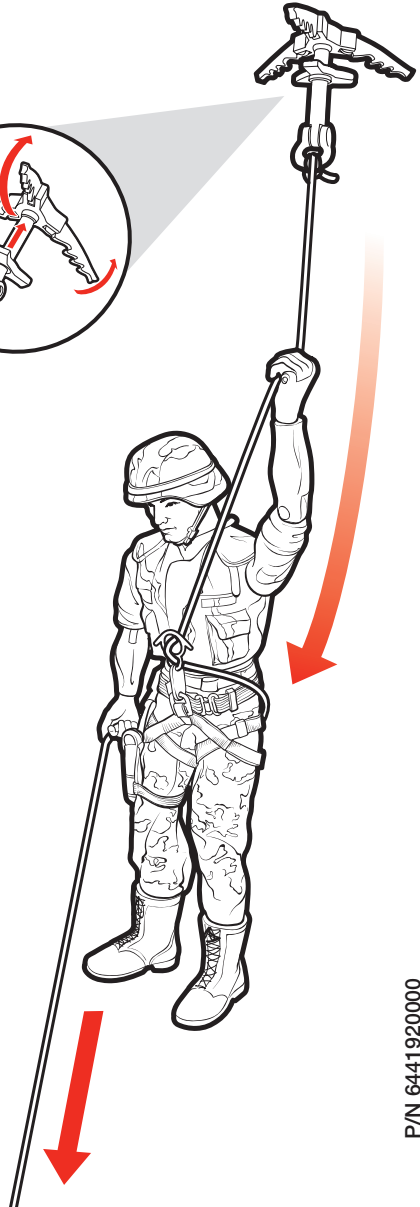


Threading the rope:
Insert end of rope through holes in descender as shown, then wrap rope around back of figure. Place rope in figure's hands as shown.



Rappelling:

1. Attach the hook to the edge of a surface. The figure should be at the top of the rope, near the hook. Close the figure's hand around the section of the rope near the hook. Hold the other end of the rope straight down, pulling taut. The tension in the rope will keep the figure in place.
2. To make the figure rappel down the rope, release some of the tension on the rope. To stop the figure, pull the rope taut. Keep loosening and tightening the tension to make the figure rappel down the rope.



P/N 6441920000



Some poses may require hand support.
Product and colors may vary.
© 2004 Hasbro. All Rights Reserved.
® denotes Reg. U.S. Pat. & TM Office.

