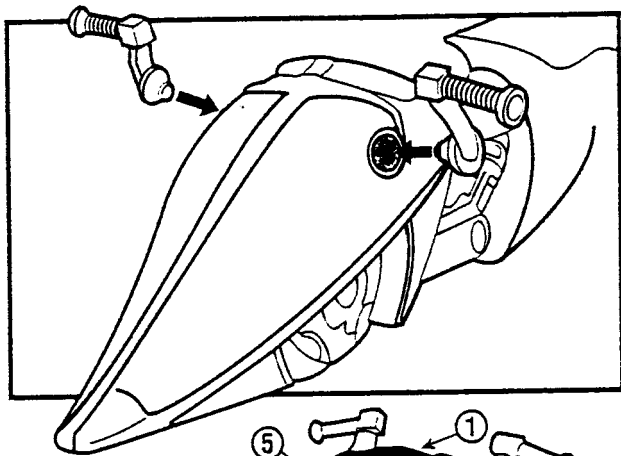


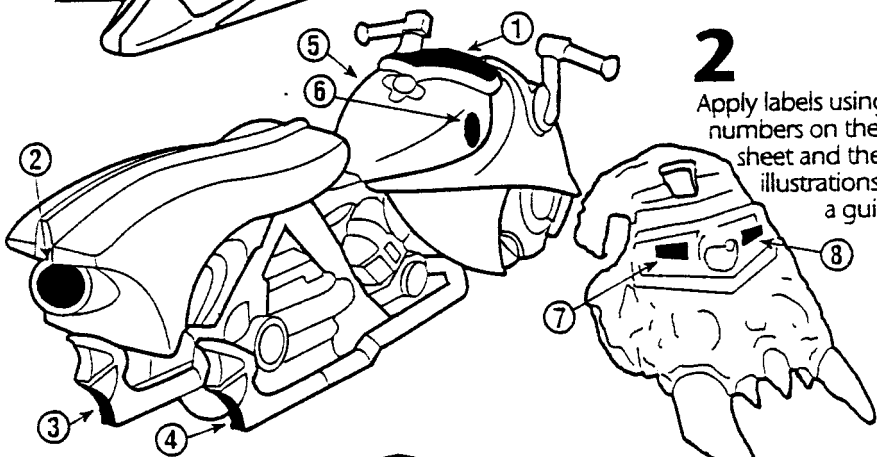
GARGOYLES

Rippin' Rider™ cycle



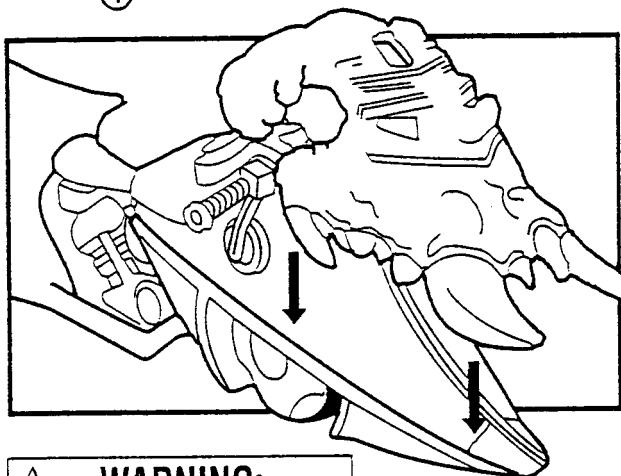
1

Snap handlebars into the holes on either side of cycle.



2

Apply labels using the numbers on the label sheet and these illustrations as a guide.



3


Place "stone" camouflage on top of the cycle as shown.



WARNING:

CHOKING HAZARD—Small parts.
Not for children under 3 years.


AGES 4 AND UP



4
Most figures will fit
on cycle as shown.



5
Load rocket, fins
pointing down, into
the hole in the
underside of the cycle.



6
Fire rocket by pressing
tailpipe against hard
surface as if cycle is
performing a "wheelie."

Kenner®

© Kenner 1995. A Division of Tonka Corporation.
Cincinnati, Ohio 45202
© BVTV