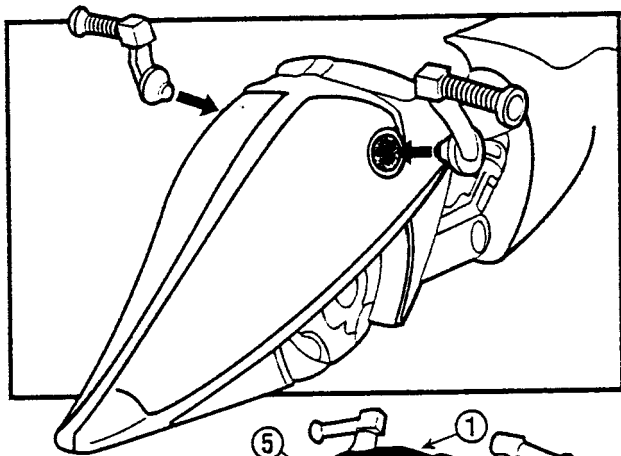


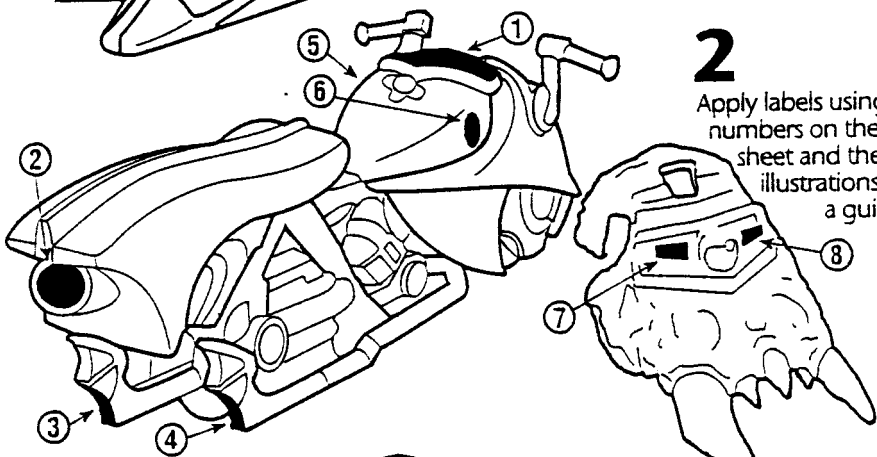
# GARGOYLES

## Rippin' Rider™ cycle



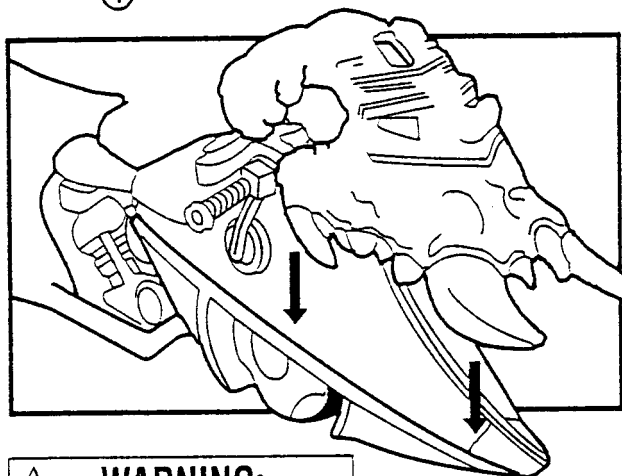
**1**

Snap handlebars into the holes on either side of cycle.



**2**

Apply labels using the numbers on the label sheet and these illustrations as a guide.



**3**


Place "stone" camouflage on top of the cycle as shown.



### WARNING:

CHOKING HAZARD-Small parts.  
Not for children under 3 years.


AGES 4 AND UP



**4**  
Most figures will fit  
on cycle as shown.



**5**  
Load rocket, fins  
pointing down, into  
the hole in the  
underside of the cycle.



**6**  
Fire rocket by pressing  
tailpipe against hard  
surface as if cycle is  
performing a "wheelie."

**Kenner**®

© Kenner 1995. A Division of Tonka Corporation.  
Cincinnati, Ohio 45202  
© BVTV