

AGES: 4 & Up

CAUTION: Wash all play pieces in warm, soapy water and rinse well before (and after) each use. Product and colors may vary. Includes mixer, handle, ice maker mold, base, ice tray, 4 ice pop sticks, shovel, 4 cups, flavor packet and label sheet.

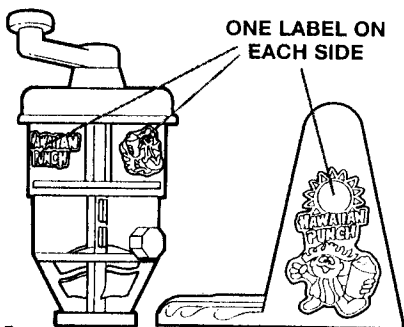
**WARNING:**

CHOKING HAZARD- Small parts.
Not for children under 3 years.

HAWAIIAN PUNCH®

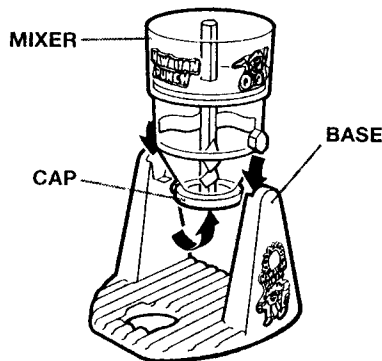
SLUSH FACTORY™ INSTRUCTIONS

CAUTION: ICE SHAVER CONTAINS A FUNCTIONAL SHARP EDGE.



ONE LABEL ON EACH SIDE

- 1** Peel and apply labels as shown.



MIXER

BASE

CAP

- 2** Close bottom cap and fit mixer into base.

In a separate container, mix contents of Hawaiian Punch® flavor packet with 12 tablespoons of sugar.

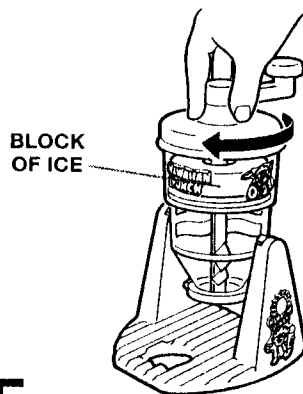
To order additional Hawaiian Punch® flavor packets, see order form on bottom of instructions.

- 3** Flavor packet mixing instructions.


ICE
MAKER
MOLD



BLOCK
OF ICE



- 5** After freezing, run warm water over the outside of mold to loosen ice. Remove block of ice from mold and place it into



- 6** Add one rounded tablespoon of the powdered mixture to one of the 3.5 oz. cups (included) and fill halfway

- 4** Fill ice maker mold with water and place in freezer. NOTE: For best results add 1½ rounded tablespoons of the powdered mixture to the ice maker

mold, fill the ice maker mold with water, stir and place in freezer. Steps #6 and #7 will no longer be necessary.



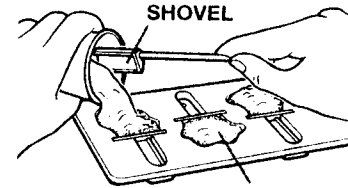
7 Turn handle clockwise to mix flavoring with crushed ice (mix thoroughly).

mixer, then twist lid clockwise to close. Turn handle clockwise to crush ice.



8 Remove mixer from base, or simply tilt mixer as shown. Remove lid and place cup below ice shaver. Remove bottom cap. Hold onto the end of mixer bar and move bar up and down to extrude the slushy snow. Use shovel as needed to scoop the slushy snow into cup or ice tray mold (see next step).

with water to dilute. Make sure ice is thoroughly crushed, then remove lid and pour in the diluted mixture. Store the remaining powdered mixture in a plastic bag or container for future use.



9 To make "fast-freeze" Punchy® pops, place the four ice pop sticks into mold, fill with slushy snow and place in freezer.

Hawaiian Punch and Punchy character are registered trademarks of the Procter & Gamble Company. Manufactured under license from Sundor Brands Inc. A Procter & Gamble Co., Cincinnati, OH. Distributed by Hasbro, Inc., Pawtucket, RI 02862 USA.

© denotes Reg. U.S. Pat. & ™ Office.

MADE IN CHINA. HAWAIIAN PUNCH PACKET MADE IN USA.

27855 P/N 45507801

Hawaiian Punch Flavor Packet Mixture Offer

Item	Price Each <small>Includes Postage & Handling</small>	Qty.	Amount Enclosed
<i>Pkg. Of 4 Packets to be used with:</i> #27855 Hawaiian Punch Slush Factory #27850 Hawaiian Punch Frozen Pop Maker	\$2.00		\$
Rhode Island and California residents add applicable sales tax. \$			
TOTAL AMOUNT ENCLOSED \$			

Available while supplies last.

Make check or money order (U.S. Funds Only - Do Not Mail Cash) payable to: HASBRO PROMOTIONS AND DIRECT, INC.

MAIL TO: HASBRO CONSUMER AFFAIRS DEPT.
P.O. Box 693
Pawtucket, Rhode Island 02862-0693

Name : _____ Telephone Number : _____

Address: _____

City: _____ State: _____ Zip: _____

Allow 4 - 6 weeks for delivery.

© 1995 Hasbro, Inc. All Rights Reserved.

Offer valid in the U.S.