


#4469

The Hidden Sun™



SECRET INSTRUCTIONS

THE TRICK

Two disks are placed in a box: the sun and the transparent shadow. You, the Magician, shake the box, then remove the disk with the sun on it and place it in your pocket. When the box is opened, instead of finding the shadow in it, your audience sees the sun! You produce the shadow from your pocket! How did the disks switch places?

THE SECRET

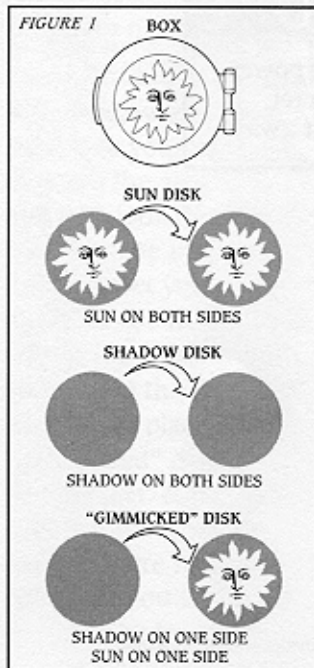
There are really *three* disks used in this trick: one has the sun printed on both sides, one is dark yet transparent (the shadow), and the third has the sun on one

side yet is dark and transparent on the other. This third "gimmicked" disk can look like either the Sun disk or the Shadow disk. The Sun disk and the "gimmicked" disk are placed in the box. The *real* Shadow disk is already concealed in your pocket.

After you shake the box, you remove the "gimmicked" disk with its Sun side showing so it looks as if the Sun disk is no longer in the box. When you produce the hidden Shadow disk from your pocket (leaving the "gimmicked" disk behind), the spectator opens the box to find the real Sun disk. It looks as if the disks have changed places!

THE PROPS

Your trick includes the box, the Sun disk, the Shadow disk and the "gimmicked" disk (see *Figure 1*).

**THE SECRET PREPARATION**

Hide the Shadow disk in your pocket. On a table, place the Sun disk next to the open box and the "gimmicked" disk, *Shadow-side up*, next to the Sun disk. You are ready to begin.

THE PERFORMANCE

Hint: This trick is easiest and best performed while you are standing.

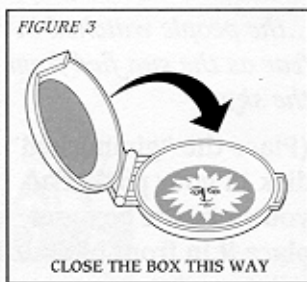
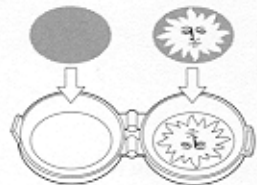
The dramatic story of the eclipse you tell while performing will help make the most of this trick. See *What's the Patter?* on page 6 for hints on what to say.

Display the disks to your audience, Sun disk in

4*

your right hand, “gimmicked” disk in your left hand. The “gimmicked” disk should be Shadow-side up so your audience will think it is the Shadow disk. Slowly slide it over the Sun disk to demonstrate the “eclipse” and to show the disk is transparent. Inside the box are images that serve as guides for placing the disks. Place the Sun disk on top of the image of the sun and place the “gimmicked” disk, *Shadow-side up*, on top of the image of the shadow (see Figure 2).

FIGURE 2

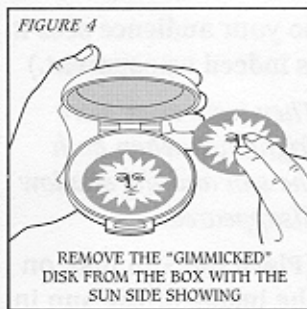


Close the box (see Figure 3).

Inside the box, the “gimmicked” disk flipped over when you closed the lid and now would look like the Sun disk if you were to open the box.

Now, holding the box toward you so that your audience cannot see inside, open the lid just enough to take out the “gimmicked” disk (see Figure 4).

5*



This time, when you show it to your audience, they see the side that makes it look like the Sun disk! Be *very* careful not to let your audience see the Shadow side of the “gimmicked” disk! Close the lid of the box as you place the “gimmicked” disk in your pocket. Make sure you remember which disk is where in your pocket so you’ll pull out the real Shadow disk!

Now ask your spectator which disk it was you took out of the box. Do this as you pull the real Shadow disk from your pocket (leaving the “gimmicked” disk behind). Hold it so your spectator can’t see it...yet!

After your spectator tells you the disk in your hand must be the Sun disk, open your hand and display the Shadow disk! Now ask your spectator to open the box. When the box has been opened and the spectator is surprised to see the Sun disk inside, you may let your spectator examine everything: the Sun disk, the Shadow disk and the box.

WHAT'S THE PATTERN?

Patter is what magicians say to create a mood for a trick and to draw the audience's attention to details like innocent-looking props. You can use the patter we've provided or make up your own!

Ladies and Gentlemen, do you know the story of the sun, the shadow and the first eclipse? Well, here I have...

(Display the disks.)

a sun and a shadow. Long ago, people were terrified when a dark shadow crossed over the sun.

(Slide the "gimmicked" disk over the Sun disk

so your audience sees it is indeed transparent.)

They were even more frightened when both the sun and the shadow disappeared.

(Place the Sun disk on the image of the sun in the box and the "gimmicked" disk on the other side of the box. Close the box.)

They knew the sun and the shadow were having a great war.

(Shake the box.)

Suddenly...

(Open the box slightly, pull out the "gimmicked" disk and display it, for a moment, Sun-side towards your audience.)

...the people watched in fear as the sun fled from the sky.

(Place the "gimmicked" disk in your pocket as you close the box and place it in front of your spectator.)

They thought the sun was gone for good.

(Take the real Shadow disk from your pocket and hold it.)

Well, what do you think happened? I've got the Sun in my hand, right?

(Show your stunned audience the Shadow disk in your hand.)

Hey, how did that get here? And what's in the box? The Sun disk!

(Have your spectator look in the closed box.)

There it is! Just as in a real eclipse, the sun stays and the shadow goes away!



MAGICIAN'S

C · © · D · E

Your magic power
is the secret.
Never give it away!