

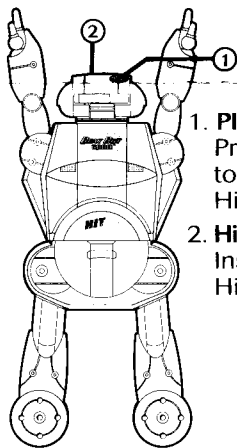


Beat Bot 6000™ Instruction

Ages 5 & Up


We hope you enjoy your new Beat Bot 6000™ HitClips™ Player. This rollin' and rockin' robot dances and spins to the inserted HitClips™ micro music clip. Beat Bot 6000™ turns and twists, slides and glides while the music plays! Will you be able to keep up?

Includes: Beat Bot 6000™ HitClips™ Player
HitClips™ Micro Music Clip



1. **Play/stop button:**
Press the Play button to Start/Stop the HitClip music.
2. **HitClips™ music slot:**
Insert the HitClip here.

1. Dance
2. Music
3. Off



The Mode Select Button is located behind Beat Bot 6000™'s head. By default this button is set to the DANCE mode. Beat Bot 6000™ will dance when a HitClip is inserted and played.

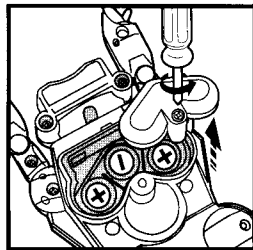
You could move the button to the MUSIC position. In this mode, Beat Bot 6000™ will not dance. Only the HitClips™ music will be played.

To turn Beat Bot 6000™ off, move the button to the OFF position.

To play a HitClips™ Micro Music Clip

Carefully insert the HitClips™ chip into the slot. Play and stop by pressing the Play/Stop button. When in dance mode, Beat Bot 6000™ will automatically dance to the sound of the HitClip. If Beat Bot 6000™ is in MUSIC mode, only the HitClips™ music will play.

Battery Installation



1. Unscrew battery door. (see diagram)
2. Remove used batteries and dispose of properly.
3. Insert 3 new AA/LR6 batteries.
4. Replace batteries door and tighten screw.

To ensure proper function

- Do not mix old and new batteries.
- Do not mix alkaline, standard (carbon zinc), or rechargeable batteries (nickel-cadmium).
- Batteries installation should be done by an adult.
- Non-rechargeable batteries are not to be recharged.
- Rechargeable batteries are to be removed from the toy before being recharged (if removable).
- Rechargeable batteries are only to be charged under adult supervision (if removable)
- Only batteries of the same or equivalent type as recommended are to be used.
- Batteries are to be inserted with correct polarity.
- Exhausted batteries are to be removed from the toy.
- The supply terminals are not to be short-circuited.
- Do not dispose of batteries in fire as batteries may explode or leak.

WARNING:
CHOKING HAZARD - SMALL PARTS.
NOT FOR CHILDREN UNDER 3 YEARS.

90-Day Limited Warranty

Tiger Electronics (Tiger) warrants to the original consumer purchaser of this product that the product will be free from defects in materials or workmanship for 90 days from the date of original purchase. This warranty does not cover damages resulting from accident, negligence, improper service or use or other causes not arising out of defects in materials or workmanship.

During this 90-day warranty period, the product will either be repaired or replaced (at Tiger's option) without charge to the purchaser, when returned with proof of the date of purchase to either the dealer or to Tiger.

Product returned to Tiger without proof of the date of purchase or after the 90-day warranty period has expired, but prior to one year from the original date of purchase, will be repaired or replaced (at Tiger's option) for a service fee of U.S. \$10.25. Payments must be by check or money order payable to Tiger Electronics.

The foregoing states the purchaser's sole and exclusive remedy for any breach of warranty with respect to the product.

All product returned must be shipped prepaid and insured for loss or damage to:

Tiger Repair Department
1000 N. Butterfield Road, Unit 1023
Vernon Hills, IL 60061 USA

The product should be carefully packed in the original box or other packing materials sufficient to avoid damage during shipment. Include a complete written description of the defect, a check if product is beyond the 90-day warranty period, and your printed name, address and telephone number.

THIS WARRANTY IS IN LIEU OF ALL OTHER WARRANTIES AND NO OTHER REPRESENTATIONS OR CLAIMS OF ANY NATURE SHALL BE BINDING ON OR OBLIGATE TIGER IN ANY WAY. ANY IMPLIED WARRANTIES APPLICABLE TO THIS PRODUCT, INCLUDING WARRANTIES OF MERCHANTABILITY AND FITNESS FOR A PARTICULAR PURPOSE, ARE LIMITED TO THE NINETY (90) DAY PERIOD DESCRIBED ABOVE. IN NO EVENT WILL TIGER BE LIABLE FOR ANY SPECIAL, INCIDENTAL, OR CONSEQUENTIAL DAMAGES RESULTING FROM POSSESSION, USE, OR MALFUNCTION OF THIS PRODUCT.

Some states do not allow limitations as to how long an implied warranty lasts and/or exclusions or limitations of incidental or consequential damages, so the above limitations and/or exclusions of liability may not apply to you. This warranty gives you specific rights, and you may also have other rights, which vary, from state to state.

FCC Statement

This device complies with Part 15 of the FCC Rules. Operation is subject to the following two conditions:

- (1) This device may not cause harmful interference, and
- (2) This device must accept any interference received, including interference that may cause undesired operation.

Warning: Changes or modifications to this unit not expressly approved by the party responsible for compliance could void the user's authority to **operate the equipment.**

NOTE: This equipment has been tested and found to comply with the limits for a Class B digital device, pursuant to Part 15 of the FCC Rules. These limits are designed to provide reasonable protection against harmful interference in a residential installation. This equipment generates, uses and can radiate radio frequency energy and, if not installed and used in accordance with the instructions, may cause harmful interference to radio communications.

However, there is no guarantee that interference will not occur in a particular installation. If this equipment does cause harmful interference to radio or television reception, which can be determined by turning the equipment off and on, the user is encouraged to try to correct the interference by one or more of the following measures:

- Reorient or relocate the receiving antenna.
- Increase the separation between the equipment and receiver.
- Connect the equipment into an outlet on a circuit different from that to which the receiver is needed.
- Consult the dealer or an experienced radio/TV technician for help.

For more information about Tiger Electronics, our products and special promotions, please visit our web site at: www.tigertoys.com

Please retain instructions for future reference.

TIGER

ELECTRONICS

A division of Hasbro, Inc.

Where Technology Comes to Play!

©, TM & © 2001 Tiger Electronics
All rights reserved.
980 Woodlands Parkway
Vernon Hills, IL 60061 USA
www.tigertoys.com



PRINTED IN CHINA

2002028801WTI-01