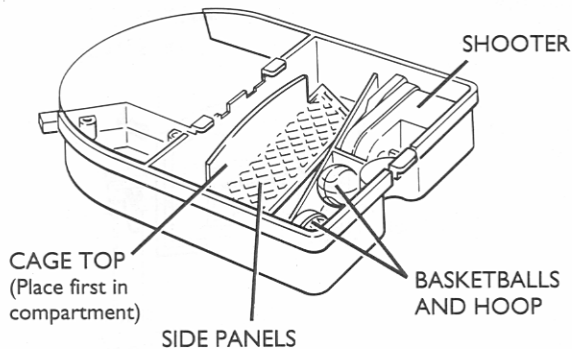
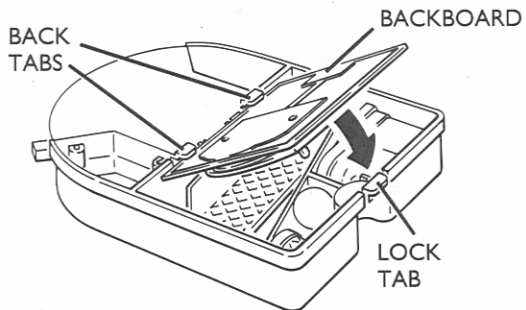


STORING YOUR GAME



When you're done playing, remove the cage and separate it into 3 panels. Also remove the backboard, hoop and shooter. Fit the game parts into their special compartments. Then snap the backboard into place, as shown below.



4314

TRAVEL HOT SHOT[®] BASKETBALL

For 1 or More Players

OBJECT

Score the most points by shooting basketballs through the hoop.

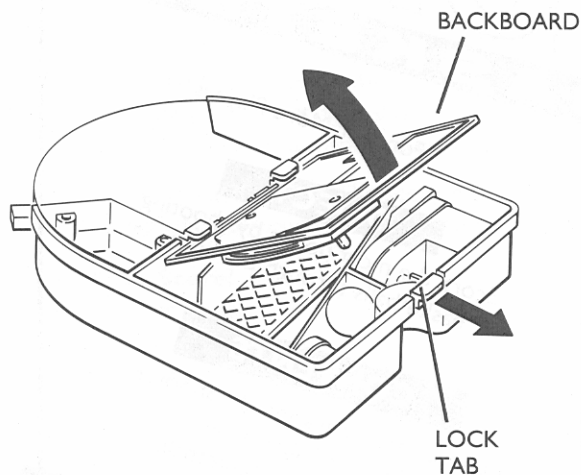
CONTENTS

- Game base • Backboard • Shooter
- Hoop • Label sheet
- 3-Panel cage • 2 Basketballs

INSTRUCTIONS

REMOVE THE GAME PARTS

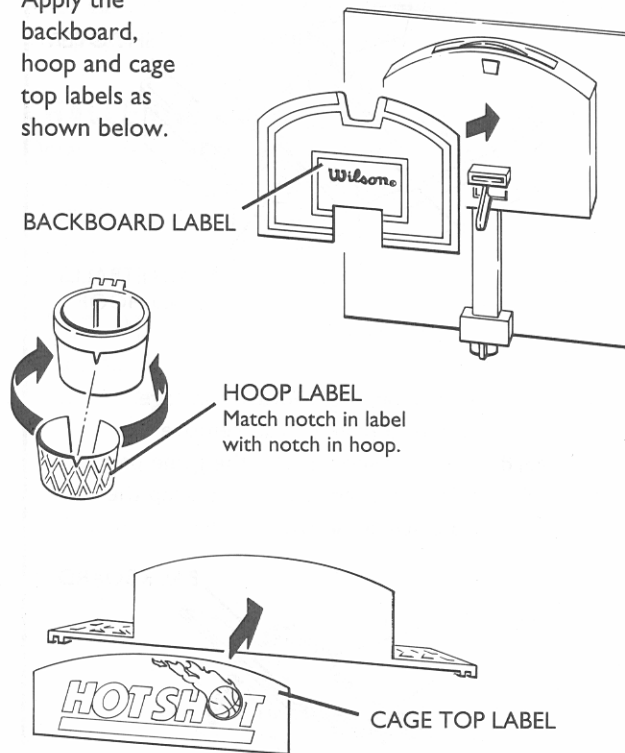
Turn the game base upside down. Pull back the lock tab and lift the backboard up and out, as shown below. Remove the shooter, hoop, basketballs and 3-panel cage. Then turn the game base right-side up.



2

APPLY THE LABELS

Apply the backboard, hoop and cage top labels as shown below.

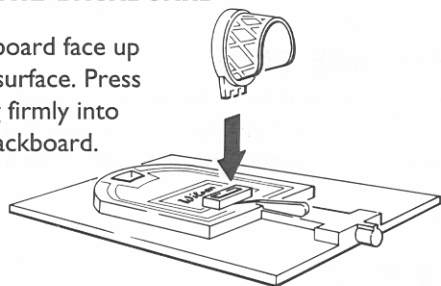


3

GAME SETUP

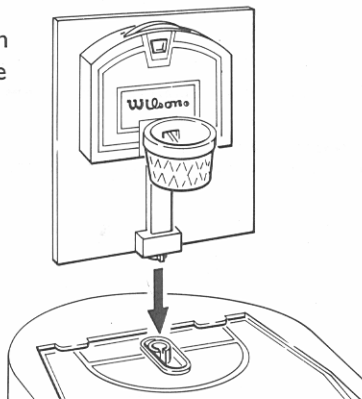
1. ATTACH THE HOOP TO THE BACKBOARD

Lay backboard face up on a flat surface. Press hoop peg firmly into hole in backboard.



2. ATTACH THE BACKBOARD TO THE GAME BASE

Press the knob on the bottom of the backboard firmly into the hole in the game base.



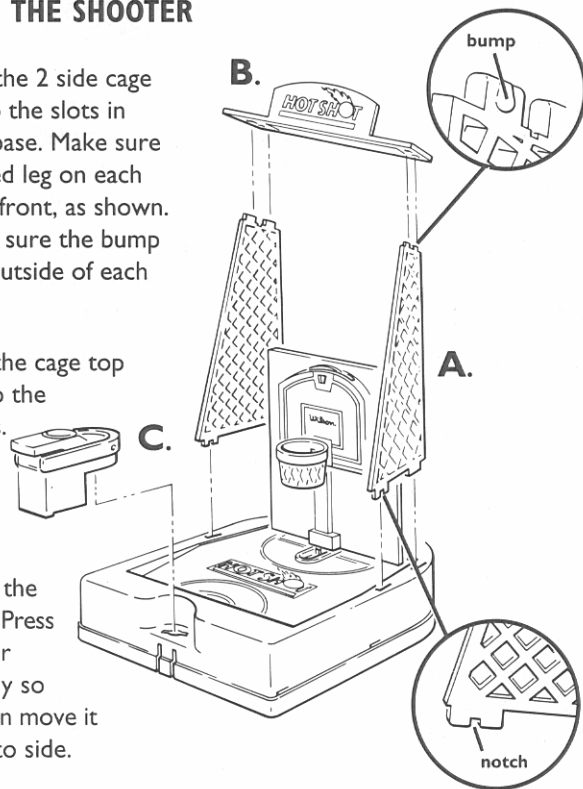
4

3. ATTACH THE CAGE AND THE SHOOTER

A. Press the 2 side cage panels into the slots in the game base. Make sure the notched leg on each panel is in front, as shown. Also make sure the bump is on the outside of each side panel.

B. Press the cage top down onto the side panels.

C. Fit the shooter "key" into the hole in the game base. Press the shooter down firmly so that you can move it from side to side.



5

HOW TO PLAY

Get Ready! Decide who will go first. If you're the first player, turn the score dial counter-clockwise to the "0" position.



Place one basketball on the court floor, and load the other onto the shooter. Then slide the timer arm (the knob in back of the game) as far as it will go. The backboard will now begin moving forward and backward.

Start Shooting! Quickly shoot the basketball at the hoop! Keep loading and shooting as shown below. You have about 30 seconds to score as many baskets as you can!

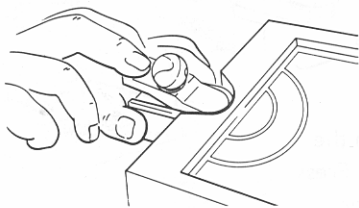
Each basket is worth 2 points. The score dial will automatically keep track of your score as you play.

Check Your Score!

When the timer stops, your turn is over.

Check the score dial for your score, and remember it as the game continues!

Now the next player takes a turn by following the same steps as the previous player did.



Hold the shooter base with one hand as you load and shoot balls with the other. After getting some practice, try loading with one hand and shooting with the other!

HOW TO WIN

After each player has taken a turn, the game is over. The player who scored highest wins!

CHALLENGE GAME

Detach the shooter from the base and place it farther from the hoop - you choose the distance and angle. Then play by the regular rules, shooting "long bombs" for points!

SOLO PLAY

No competition around? Play according to the regular rules, and shoot to improve your score!

© 1992 Milton Bradley Company. All Rights Reserved. 4314

W®, Wilson® and Hotshot® are registered trademarks which distinguish the fine products of Wilson Sporting Goods Co.