

4574

The Invisible Hook™



SECRET INSTRUCTIONS

MAGICIAN'S S·E·C·R·E·T

Always read the directions for your trick all the way through before practicing!

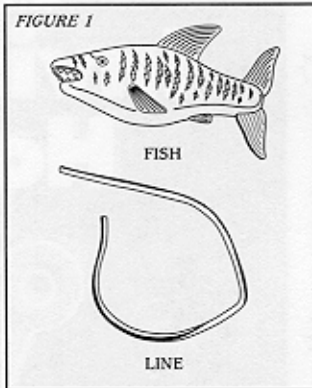
THE TRICK

You, the Magician, show your audience a fish and a line. You tell your audience you have an invisible hook on the end of the line with which you will catch the fish. You insert the line into the fish's mouth and, holding the end of the line, show the fish dangling from it! You release the fish from the line and ask an audience member if he or she would like to try and catch the fish. But time and time again, each audience member will try ... and then fail! Why is it only YOU can hook this fish?

2

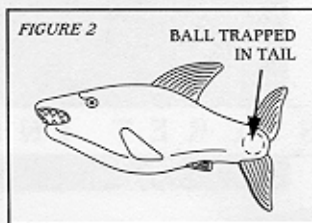
THE PROPS

Your trick includes the fish and the line. See Figure 1.



THE SECRET

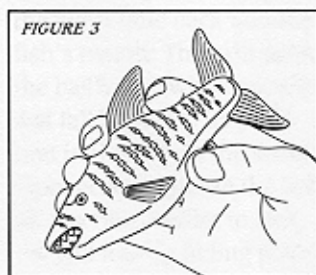
Inside your fish there is a tiny ball trapped in the tail (see Figure 2).



3

The ball may already be loose from its hiding place. To check, shake the fish a couple of times. If the ball is loose, you will hear it rattle. If not, follow along to learn how to trip this gimmick:

Hold the fish as shown in Figure 3, with its head tilted slightly down.



Gently squeeze the top and bottom of the fish as shown in Figure 4. This will release the ball from its hiding place in the tail.

FIGURE 4

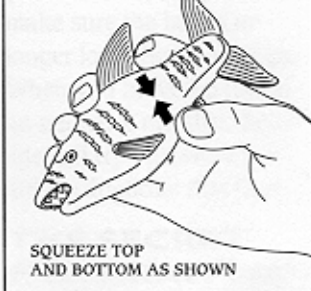
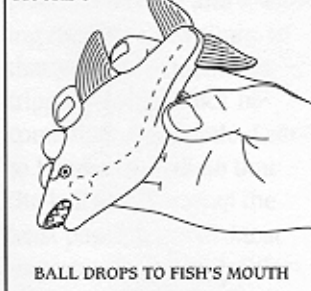


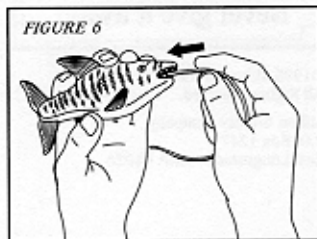
FIGURE 5



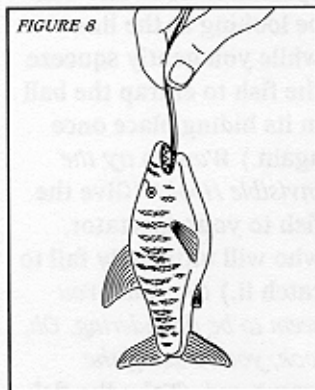
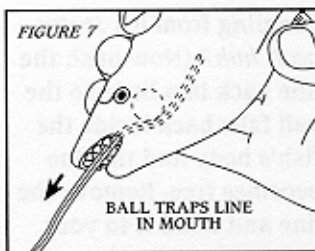
You don't have to squeeze the fish very much! If you tilt the fish's head all the way down, the ball will come to rest in its mouth (see Figure 5).

Hold the fish in the left hand. With the right hand, hold the line.

Hold the fish horizontally, making sure the ball is *not* in its mouth. Insert about two inches of the line into the fish's mouth as shown in Figure 6.



Hold the line in place as you tilt the fish so its head is pointing downwards. The ball will roll into the fish's mouth. If you pull gently on the line at this point, the ball will lodge in the fish's mouth along with the line (see Figure 7).



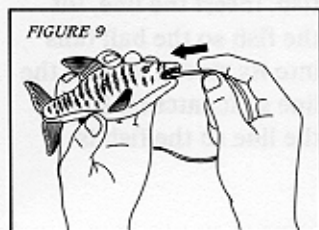
The ball traps the line in the fish's mouth.

When you feel these components are snugly in place, let go of the fish and hold onto the line by itself (see

Figure 8). The fish will swing down and dangle from the line!

For an even more dramatic effect, swing the fish around in a circle a couple of times to show it is really caught on the line.

To release this gimmick, simply hold the fish as shown in Figure 9 and push the line a little back into the fish's mouth. This will push the ball loose, whereupon it will fall back into its position in the tail. At the same time, gently squeeze the fish as described earlier to lock the ball into its hiding place



(be sure to casually check to make sure the ball is no longer loose inside the fish). When you hand the fish to an audience member, he or she will try but won't be able to duplicate this feat!

THE SECRET PREPARATION

Before your performance, practice catching and releasing the fish a few times so that your movements for tripping the gimmick become fluid and subtle. Learn to handle the fish so that the ball inside makes the least possible noise. Most importantly, practice different ways of distracting your audience so they don't see you squeezing the fish. For example, when you remove the line from the fish's mouth, look at it as you hand it to your spectator

while you squeeze the fish to reset the gimmick. Your spectator will look at the line and not at the fish! Keep up your patter to cover any sound the ball may make!

Before you begin your performance, make sure the gimmick has been tripped in the fish and that the ball is loose inside! This way, you won't risk your audience seeing you make any suspicious moves. The line should be next to the fish, on your table. You are ready to begin.

THE PERFORMANCE AND "PATTER"

Say the following to your spectator as you perform the trick. The script or

"patter" will help you enhance the effect of the trick:

If you know anyone who likes to fish, you always hear about the one that got away. I used to have that problem. I couldn't catch a fish to save my life. But then I got this Invisible Hook! (Here you pretend to hold a hook in your fingers.) I just tie the Invisible Hook on the end of my fish line ... (pick up the line and pretend you are fastening a hook to the end of it) ... then I catch my fish! (Pick up the fish, insert the line, tilt the fish so the ball falls into its mouth, tug on the line so it catches. Hold the line so the fish is

dangling from it.) *Pretty neat, huh? (Now push the line back in a little so the ball falls back inside the fish's body and the line becomes free. Remove the line and hand it to your spectator. He or she will be looking at the line while you gently squeeze the fish to entrap the ball in its hiding place once again.) Want to try the Invisible Hook? (Give the fish to your spectator, who will ultimately fail to catch it.) Oh, dear. You seem to be floundering. Oh, look, you're using the wrong end. (Take the fish and line from your spectator, turn the line around and catch the fish.) See? (Now release*

it, hiding the gimmick and hand the trick back to your spectator, who won't be able to do it!)



©1995 Milton Bradley Company.
All Rights Reserved. 4574-1

Milton Bradley Company
P.O. Box 1247
East Longmeadow, MA 01028