




AGES 5 AND UP
27676


WRIST COMMUNICATORS

Each requires one 9-volt battery (sold separately).


— TO ASSEMBLE AND INSERT BATTERIES —



1 Snap handle into slot as shown. Use a Phillips screwdriver (sold separately) to remove screw and open battery compartment cover.



2 Insert one 9-volt battery (alkaline recommended) into compartment as indicated.



3 Secure cover back in place.

1. Strap to your forearm and grasp handle.
2. Turn the On/Off dial to activate, then adjust the volume control.
3. Press and hold down transmit button, then talk into speaker to send messages. Release button to receive messages.
4. Press Morse code and or dino sound button while holding down transmit button to send secret signals or dino roars.
5. Use surveillance screen's dial to select a LOST WORLD™ character.

CAUTION: To avoid battery leakage:

- (1) Be sure to insert the batteries correctly and follow the toy and battery manufacturer's instructions.
- (2) Do not mix old and new batteries or alkaline, standard (carbon-zinc) or rechargeable (nickel-cadmium) batteries.
- (3) Always remove exhausted or dead batteries from the product.

CHANGES OR MODIFICATIONS TO THIS UNIT NOT EXPRESSLY APPROVED BY THE PARTY RESPONSIBLE FOR COMPLIANCE COULD VOID THE USER'S AUTHORITY TO OPERATE THE EQUIPMENT.



® denotes Reg. U.S. Pat. & TM Office.
© & © 1997 HASBRO, INC.
Pawtucket, Rhode Island 02862.
All Rights Reserved.

THE LOST WORLD: JURASSIC PARK
TM & © 1997 Universal City Studios, Inc. and
Amblin Entertainment, Inc. All Rights Reserved.
Licensed by MCA/Universal Merchandising, Inc.