


Ages: 5 & Up  
22163 Ass't.



# FIGURE MAKER



Kenner

NONTOXIC CONFORMS TO ASTM D-4236

THE LOST WORLD: JURASSIC PARK TM & © 1997 Universal City Studios, Inc. and Amblin Entertainment, Inc. All Rights Reserved. Licensed by MCA/Universal Merchandising, Inc.  
© 1997 Hasbro, Inc., Pawtucket, RI 02862. All Rights Reserved. P/N 47718500  
MADE IN CHINA.

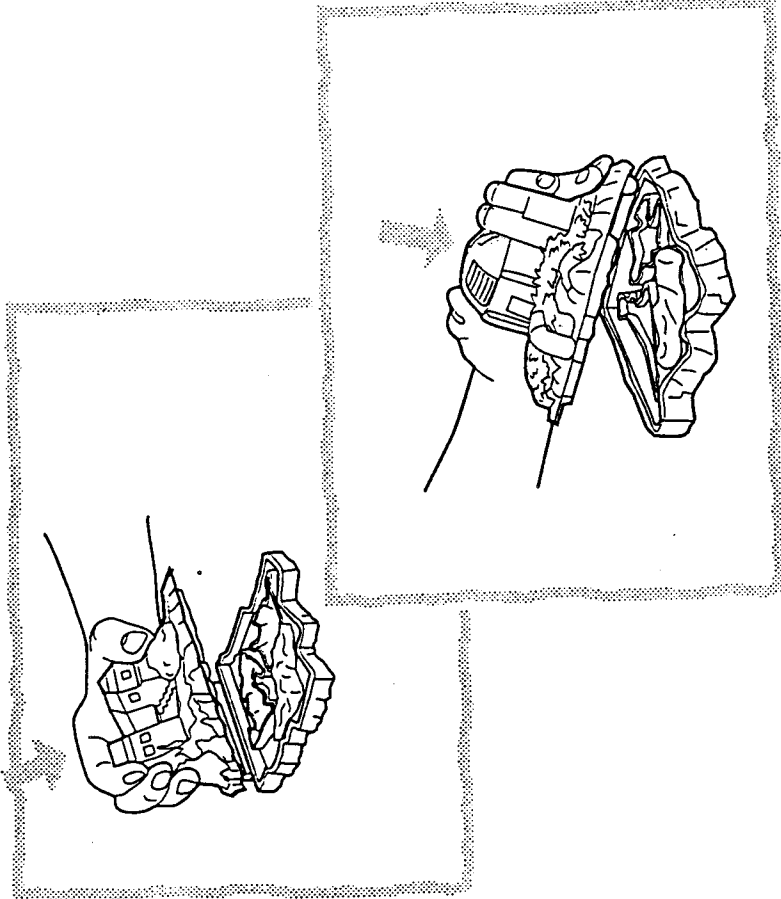
## MOLD!

1. Take a small ball of Air Hardening Compound and roll or knead it with your fingers to soften and smooth it. Try to remove any cracks or "lines" that may be in the compound.

2. For best results, make one figure at a time. Place compound inside figure mold. Close and press the book mold all the way down, open it, and remove excess compound from around the figure. Then close and press the book mold down once more for best molding results.

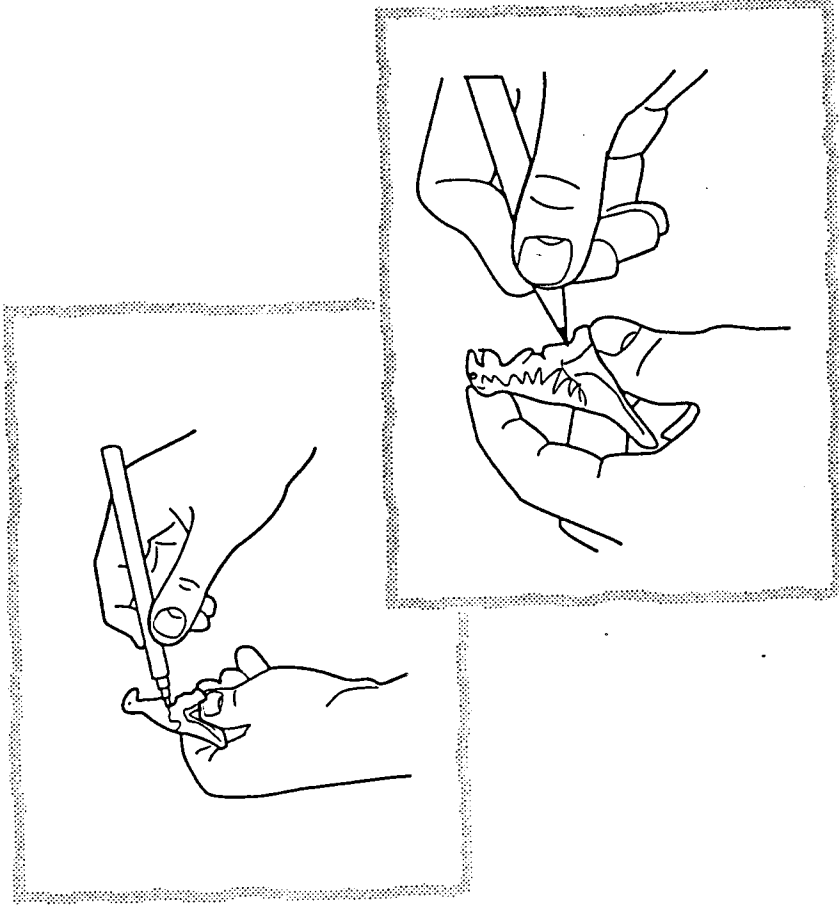
3. Open the book mold and carefully remove the finished figure.

*HINT: Tap the mold on a hard surface if the figure sticks in the mold. The mold can be washed with water to remove any residue or build-up.*



## DRY!

4. When your figures are ready to dry, place them (in a standing position) out in a dry spot with circulating air (for example, a window sill or the top of a refrigerator). Recommended "drying time" is overnight, or 12 hours. *NOTE: Drying time is directly affected by weather conditions. In hot or humid climates, more drying time may be needed.*



## CUSTOMIZE!

5. When your figures are completely hard to the touch, use the markers to color, decorate and customize them in any way you want!

*HINT: Color lightly, with easy pressure.*

