



AGES Birth +

6137

Kick Start[®] Air-tivity[™] Gym

**Thank you for buying this
Playskool product!**

Adult Assembly required.

Requires 4 "D" alkaline batteries (not included). Phillips screwdriver (not included) required for battery installation and leg assembly.

WARNING:

NEVER leave child unattended.

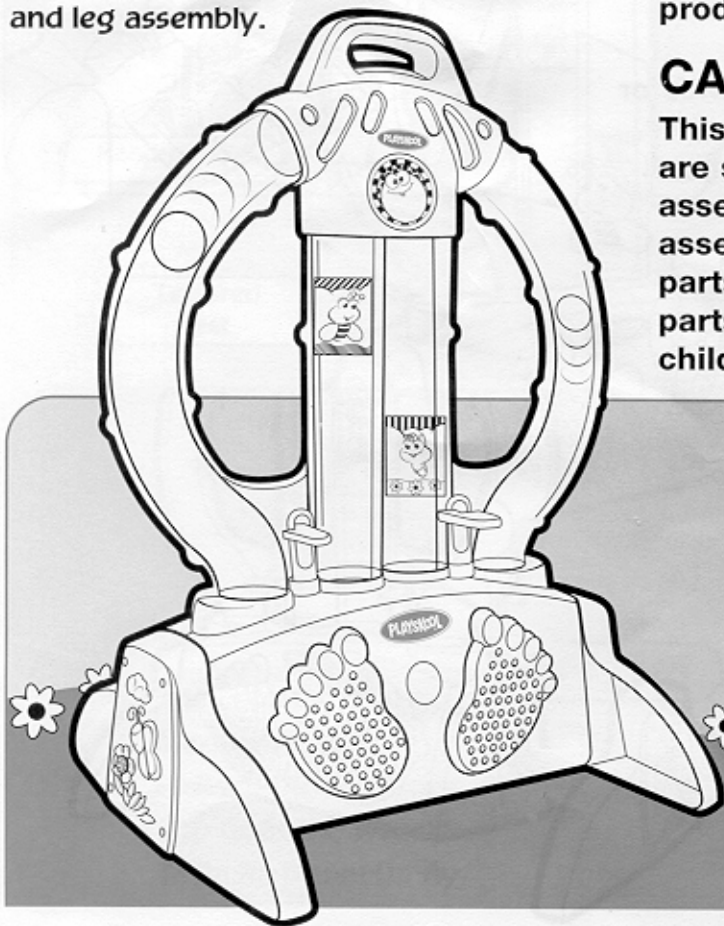
To avoid injury and to prevent possible strangulation and entanglement injury,

NEVER place toy in crib or playpen.

NEVER add strings, ties or other products to toy.

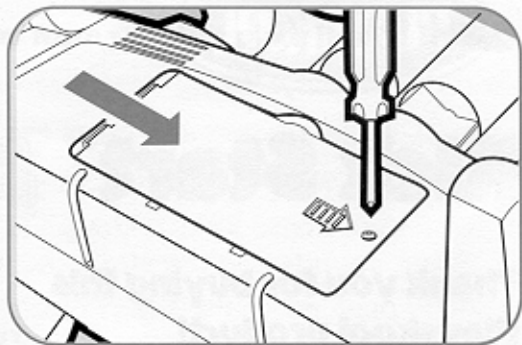
CAUTION:

This product contains screws which are small parts and necessary for assembly. Prior to and during assembly of this product, keep small parts out of children's reach. Small parts pose a choke hazard to children under 3 years.



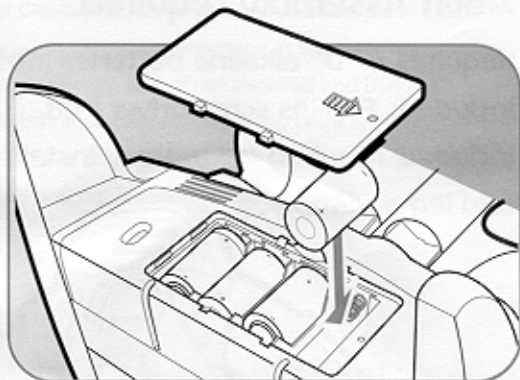
TO INSTALL BATTERIES

Use a Phillips screwdriver to loosen screw in battery compartment door (screw remains attached to door). Slide door to the right and remove. Insert 4 fresh "D" alkaline batteries. Fit door onto unit (tabs into notches), then slide door to the left. Tighten screw.



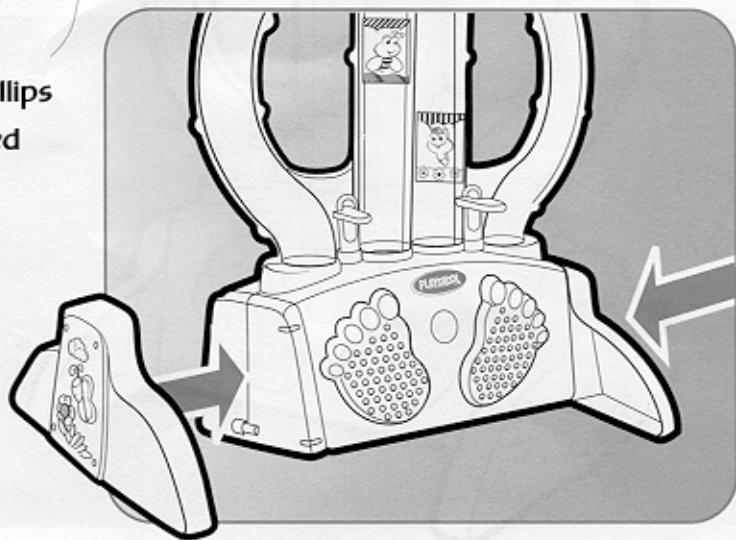
CAUTION: TO AVOID BATTERY LEAKAGE

- 1) Be sure to insert the batteries correctly and always follow the toy and battery manufacturers' instructions;
- 2) Do not mix old and new batteries or alkaline, standard (carbon-zinc) or rechargeable (nickel-cadmium) batteries;
- 3) Always remove weak or dead batteries from the product.



TO ASSEMBLE

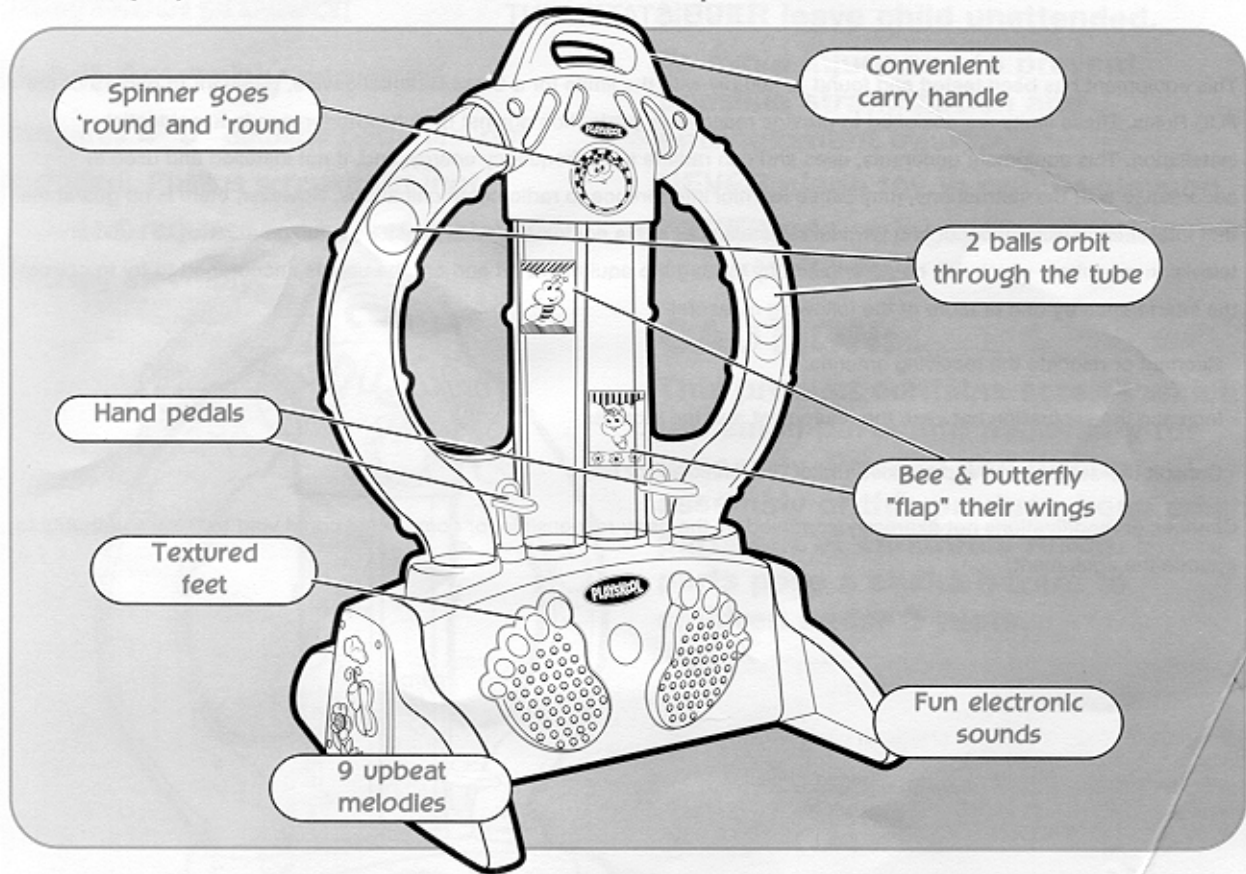
Attach 2 legs to the toy using a Phillips screwdriver and the screws provided (4 screws for each leg).



TO PLAY

The Kick Start® Air-tivity™ Gym is an infant-to-toddler toy that offers totally unique air-powered play! Young babies can use their natural kicking motion to set the fun in motion, while toddlers can press the hand pedals to start the play.

- Turn the ON/OFF switch to ON.
- When your child kicks a kick panel or presses a hand pedal, he or she activates music, sounds and colorful moving features created by the flow of air!
- After play, move the ON/OFF switch to OFF to prevent accidental activation.



Song List

- The Entertainer
- Mexican Hat Dance
- Hickory Dickory Dock
- Pop Goes the Weasel
- Ta-Ra-Ra-Boom-De-Ay
- Itsy Bitsy Spider
- William Tell Overture
- The Can-Can
- Chopsticks



PLACEMENT OF TOY

Some babies kick harder than others. To prevent toy from slipping, place it on a carpet with back of toy braced against a wall.



FCC STATEMENT

This equipment has been tested and found to comply with the limits for a Class B digital device, pursuant to part 15 of the FCC Rules. These limits are designed to provide reasonable protection against harmful interference in a residential installation. This equipment generates, uses and can radiate radio frequency energy, and, if not installed and used in accordance with the instructions, may cause harmful interference to radio communications. However, there is no guarantee that interference will not occur in a particular installation. If this equipment does cause harmful interference to radio or television reception, which can be determined by turning the equipment off and on, the user is encouraged to try to correct the interference by one or more of the following measures:

- Reorient or relocate the receiving antenna.
- Increase the separation between the equipment and the receiver.
- Consult the dealer or an experienced radio/TV technician for help.



Changes or modifications not expressly approved by the party responsible for compliance could void the user's authority to operate the equipment.