

SESAME STREET

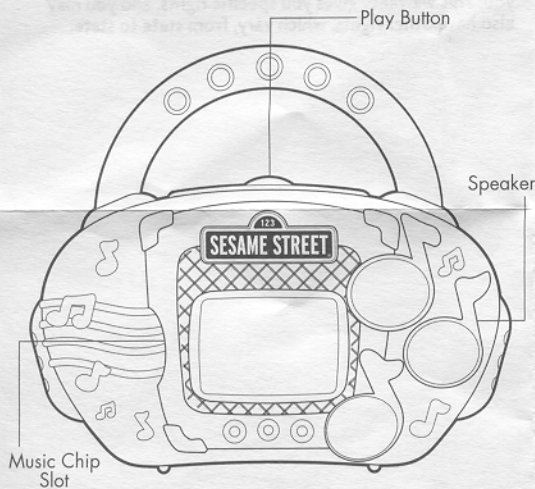
KidClips™

Sesame Street Music Player Instruction

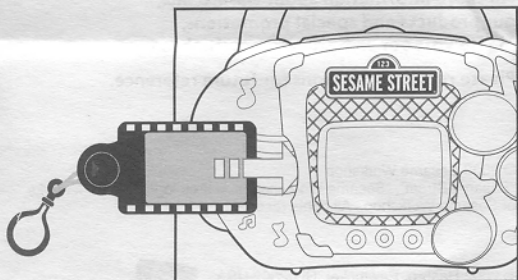
AGES 3+

2002085601WHB-01

This Sesame Street Music Player, sculpted to look like a retro-radio, has a chunky handle, which is perfect for preschoolers on-the-go!



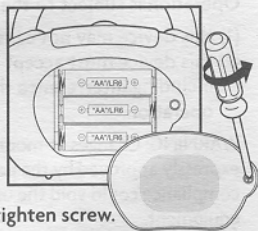
Playing Your Music Chip



1. Slip your KidClips™ Sesame Street Music Chip into the Music Chip Slot.
2. Press the Play Button to start the music.
3. Press the Play Button a second time to stop the music.

Battery Installation

1. To replace batteries, unscrew battery door lock.
2. Remove exhausted batteries and dispose of properly.
3. Insert 3 new "AA" / LR6 Batteries (not included).
4. Replace battery door and tighten screw.



IMPORTANT: BATTERY INFORMATION

Please retain this information for future reference. Batteries should be replaced by an adult.

CAUTION:

1. Always follow the instructions carefully. Use only batteries specified and be sure to insert them correctly by matching the + and - polarity markings.
2. Do not mix old batteries and new batteries, or standard (carbon-zinc) with alkaline batteries.
3. Remove exhausted or dead batteries from the product.
4. Remove batteries if product is not to be played with for a long time.
5. Do not short-circuit the supply terminals.
6. Should this product cause, or be affected by, local electrical interference, move it away from other electrical equipment. Reset (switching off and back on again or removing and re-inserting batteries) if necessary.
7. RECHARGEABLE BATTERIES: Do not mix these with any other types of battery. Always remove from the product before recharging. Recharge batteries under adult supervision. **DO NOT RECHARGE OTHER TYPES OF BATTERY.**
8. As with all small items, these batteries should be kept away from children. If swallowed, seek medical attention immediately.
9. Do not dispose of batteries in fire. Battery may explode or leak.
10. As with all small batteries, the batteries used with this toy should be kept away from small children who still put things in their mouths. If they are swallowed, promptly see a doctor and have the US doctor phone (202) 625-3333 collect. UK consult their own GP.
11. Make sure the batteries are inserted correctly and follow the toy and battery manufacturer's instructions.

This device complies with Part 15 of the FCC Rules.
Operation is subject to the following two conditions :

- (1) this device may not cause harmful interference, and
- (2) this device must accept any interference received, including interference that may cause undesired operation.

WARNING: Changes or modifications to this unit not expressly approved by the party responsible for compliance could void the user's authority to operate the equipment.

NOTE: This equipment has been tested and found to comply with the limits for a Class B digital device, pursuant to Part 15 of the FCC Rules. These limits are designed to provide reasonable protection against harmful interference in a residential installation. This equipment generates, uses, and can radiate radio frequency energy and, if not installed and used in accordance with the instructions, may cause harmful interference to radio communications. However, there is no guarantee that interference will not occur in a particular installation. If this equipment does cause harmful interference to radio or television reception, which can be determined by turning the equipment off and on, the user is encouraged to try to correct the interference by one or more of the following measures:

- Reorient or relocate the receiving antenna.
- Increase the separation between the equipment and receiver.
- Connect the equipment into an outlet on a circuit different from that to which the receiver is connected.
- Consult the dealer or an experienced radio TV technician for help.



US 90-DAY LIMITED WARRANTY

Hasbro Inc. warrants to the original consumer purchaser of this product that the product will be free from defects in materials or workmanship for 90 days from the date of original purchase. This warranty does not cover damages resulting from accident, negligence, improper service or use or other causes not arising out of defects in materials or workmanship.

During this 90-day warranty period, the product will either be repaired or replaced (at Hasbro's option) without charge to the purchaser, when returned with proof of the date of purchase to either the dealer or to Hasbro. Product returned to Hasbro without proof of the date of purchase or after the 90-day warranty period has expired, but prior to one year from the original date of purchase, will be repaired or replaced (at Hasbro's option) for a service fee of U.S. \$6.50. Payments must be by check or money order payable to Hasbro Inc.

The foregoing states the purchaser's sole and exclusive remedy for any breach of warranty with respect to the product. All product returned must be shipped prepaid and insured for loss or damage to:

Hasbro Inc.
Consumer Returns A-847
1027 Newport Ave.
Pawtucket, RI 02862

The product should be carefully packed in the original box or other pack product is beyond the 90-day warranty period, and your printed name, address and telephone number.

THIS WARRANTY IS IN LIEU OF ALL OTHER WARRANTIES AND NO OTHER REPRESENTATIONS OR CLAIMS OF ANY NATURE SHALL BE BINDING ON OR OBLIGATE TIGER IN ANY WAY. ANY IMPLIED WARRANTIES APPLICABLE TO THIS PRODUCT, INCLUDING WARRANTIES OF MERCHANTABILITY AND FITNESS FOR A PARTICULAR PURPOSE, ARE LIMITED TO THE NINETY (90) DAY PERIOD DESCRIBED ABOVE. IN NO EVENT WILL TIGER BE LIABLE FOR ANY SPECIAL, INCIDENTAL, OR CONSEQUENTIAL DAMAGES RESULTING FROM POSSESSION, USE, OR MALFUNCTION OF THIS PRODUCT.

Some states do not allow limitations as to how long an implied warranty lasts and/or exclusions or limitations of incidental or consequential damages, so the above limitations and/or exclusions of liability may not apply to you. This warranty gives you specific rights, and you may also have other rights, which vary, from state to state.

For more information about Hasbro Inc.,
our products and special promotions,
please visit our web site at: www.hasbro.com

Please retain instructions for future reference.

© 2003 Sesame Workshop.
"Sesame Street", "Sesame Workshop" and their logos are trademarks of Sesame Workshop. All rights reserved.

© 2002 Hasbro, Pawtucket, RI 02862 USA.
All Rights Reserved.
© denotes Reg. U.S. Pat & TM Office.

