



CHOKING HAZARD—Small parts.
Not for children under 3 years.

Ages 3 & Up
976

Lincoln Logs®

Frontier Town

INSTRUCTIONS

Lincoln Logs are made of real wood for lasting durability and good looks. Easy-fitting plastic accessories add colorful fun.

These instructions show you how to make the sets pictured. Using your own creativity, you can make many other structures with this set or combine this set with other Lincoln Logs sets to create larger and more exciting layouts!

Frontier Town Set Includes

2 GABLE ROOFS

2 HALF-ROOFS

HIP ROOF

8 WINDOWS

2 DOORS WITH FRAMES

4 CHIMNEYS

COWBOY FIGURE

FRONTIER WOMAN FIGURE

HORSE FIGURE




(75) # 1 LOGS



(34) # 3 LOGS

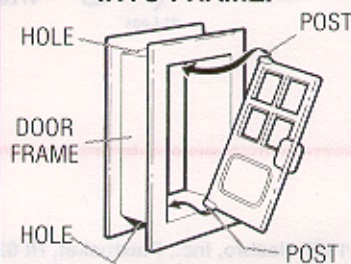


(7) # 4 LOGS



(4) # 8 LOGS

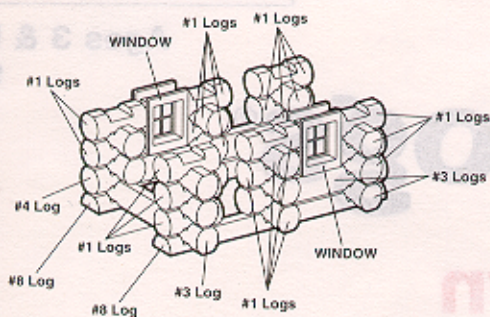
TO INSERT DOOR INTO FRAME:



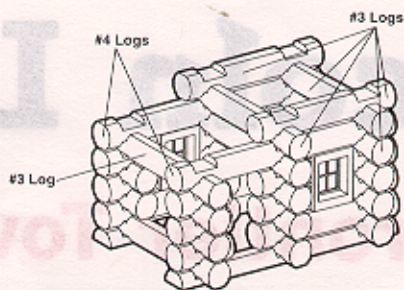
Snap posts on door into holes in top and bottom of door frame as shown.

1 STORY GABLE

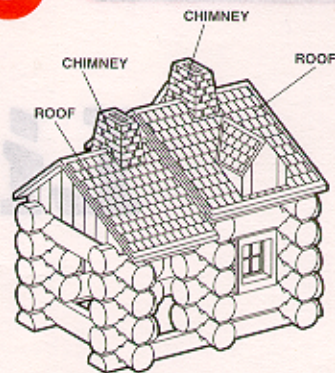
1



2

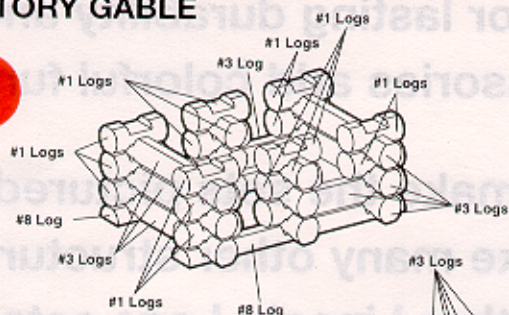


3

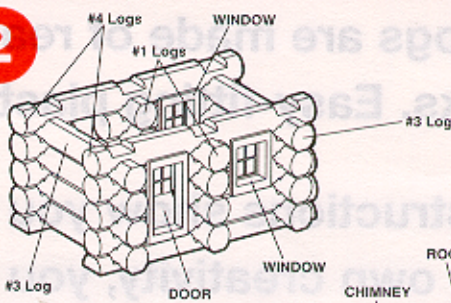


2 STORY GABLE

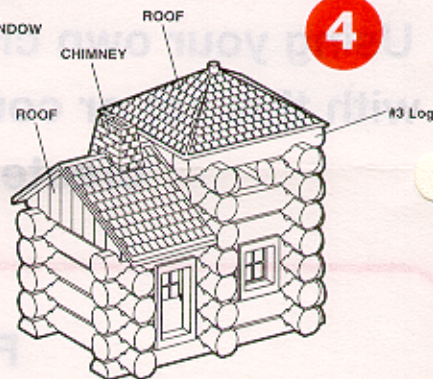
1



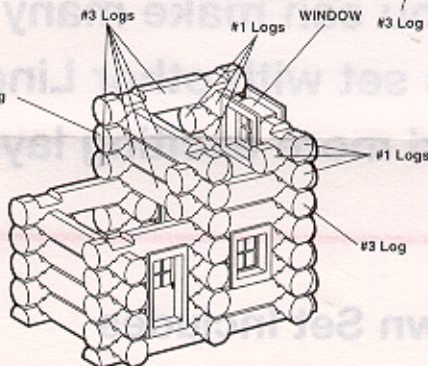
2



4

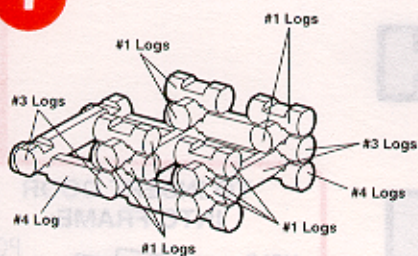


3

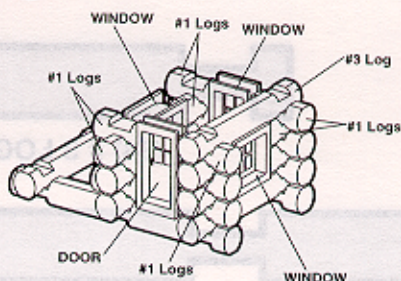


CABIN

1



2



3

