

4085/4082 Asst.


AGES 3+



Disney
THE
LION KING

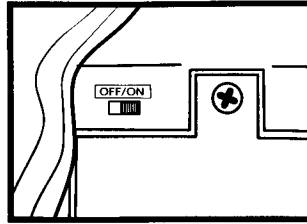
FEED ME™* PUMBAA

Thank you for purchasing this Lion King toy! For maximum play value, be sure to read and follow instructions carefully.




TO PLAY

- Feed Me™* Pumbaa has an ON/OFF switch in his belly. To play, make sure switch is in "ON" position.

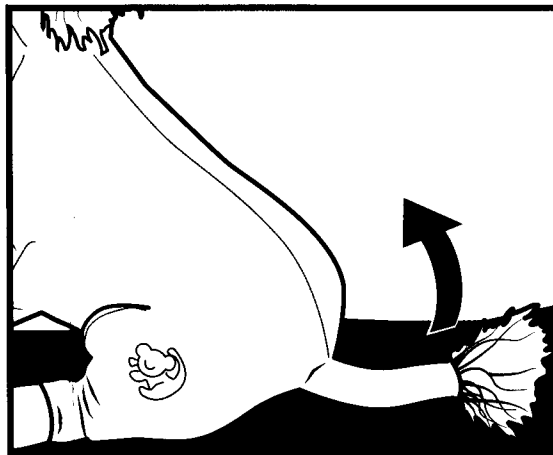


YOU CAN ACTIVATE PUMBAA BY "FEEDING" HIM BUGS OR LIFTING HIS TAIL:

- Each time you place (or remove) one of the plush bugs from Pumbaa's mouth, he will say one of 9 random phrases. Every third response includes a funny noise! Note: If the plush bugs become lost, you can still activate Pumbaa by putting your hand in his mouth.



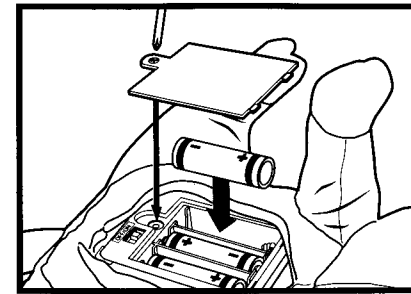
- Lift Pumbaa's tail and he responds with one of 2 funny sounds!



Note: To conserve batteries, move switch to "OFF" position when you're not playing with Pumbaa.

TO REPLACE BATTERIES

Use a Phillips screwdriver to loosen screw in battery compartment door (screw remains attached to door). Remove door and remove old batteries. Insert 3 x 1.5V fresh "AA"/LR6 alkaline batteries. Replace door and tighten screw.



⚠ CAUTION: TO AVOID BATTERY LEAKAGE

- 1) Be sure to insert the batteries correctly and always follow the toy and battery manufacturer's instructions.
- 2) Do not mix old and new batteries or alkaline, standard (carbon-zinc) or rechargeable (nickel-cadmium) batteries.
- 3) Always remove weak or dead batteries from the product.

IMPORTANT: BATTERY INFORMATION

Please retain this information for future reference.

Batteries should be replaced by an adult.

⚠ CAUTION:

- 1) Always follow the instructions carefully. Use only batteries specified and be sure to insert them correctly by matching the + and - polarity markings.
- 2) Do not mix old batteries and new batteries, or standard (carbon-zinc) with alkaline batteries.
- 3) Remove exhausted or dead batteries from the product.
- 4) Remove batteries if product is not to be played with for a long time.
- 5) Do not short-circuit the supply terminals.
- 6) Should this product cause, or be affected by, local electrical interference, move it away from the other electrical equipment. Reset (switching off and back on again or removing and re-inserting batteries) if necessary.
- 7) RECHARGEABLE BATTERIES: Do not mix these with any other types of battery. Always remove from the product before recharging. Recharge batteries under adult supervision. **DO NOT RECHARGE OTHER TYPES OF BATTERIES.**

FCC Statement

This device complies with part 15 of the FCC Rules. Operation is subject to the following two conditions: (1) This device may not cause harmful interference, and (2) this device must accept any interference received, including any interference that may cause undesired operation.

This equipment has been tested and found to comply with the limits for a Class B digital device, pursuant to part 15 of the FCC Rules. These limits are designed to provide reasonable protection against harmful interference in a residential installation. This equipment generates, uses and can radiate radio frequency energy, and, if not installed and used in accordance with the instructions, may cause harmful interference to radio communications. However, there is no guarantee that interference will not occur in a particular installation. If this equipment does cause harmful interference to radio or television reception, which can be determined by turning the equipment off and on, the user is encouraged to try to correct the interference by one or more of the following measures:

- Reorient or relocate the receiving antenna.
- Increase the separation between the equipment and receiver.
- Consult the dealer or an experienced radio/TV technician for help.

Manufacturer's representative in the United Kingdom is Hasbro UK Ltd.,
Caswell Way, Newport, Gwent NP9 0YH. ☎ 00800 22427276.

SURFACE WASH ONLY.



© Disney
®* and/or TM* & © 2003 Hasbro. All Rights Reserved.
® denotes Reg. U.S. Pat. & TM Office.
4085/4082 Asst PN 6239930000



Questions? Call: 1-800-327-8264