

18030


Lip Gloss Secret Beauties™

Instructions


TO FILL YOUR SECRET BEAUTY WITH LIP GLOSS:




1. Remove the top of the candy-shaped hat by pulling off as shown.



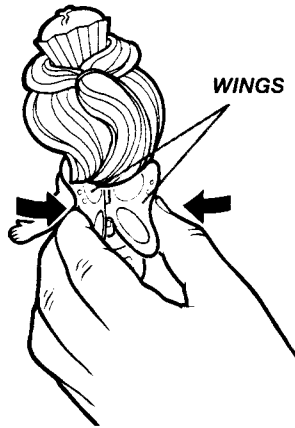
2. Take a lip gloss container and, with lid facing up, press into the bottom part of hat until securely fastened.




3. Slowly peel off and discard lid of lip gloss container.



4. The lip gloss is now ready to be applied to your lips. When finished, replace the top of the hat so only you know where your Secret Beauty's lip gloss is hidden!



5. Your Lip Gloss Secret Beauty has an extra special surprise: gently squeeze her wings, and she'll blow you a sweet scented kiss!



COMB/STAND:

Your Secret Beauty comb may also be used as a doll stand. Just slip your Secret Beauty's feet into the front of the comb/stand as shown.

TO PARENT:

Secret Beauties lip gloss is specially designed for children and washes off your child's lips easily.

The ingredients used in the SECRET BEAUTIES lip gloss have been thoroughly tested. However, certain individuals may have infrequent instances of sensitivity. If irritation occurs, rinse with mild soap and water and discontinue use.

As with all cosmetics, Secret Beauties lip gloss may stain certain fabrics. Please take precautions to keep lip gloss away from carpets and other fabric items.

