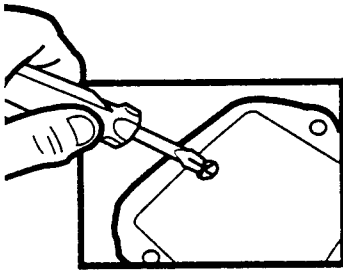





# THE SHAMUI FAMILY PLAYSET™

**ADULT ASSISTANCE RECOMMENDED**

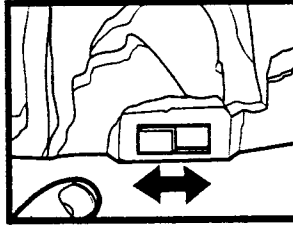
**CAUTION:** To avoid battery leakage, (1) Be sure to insert the batteries correctly and follow the toy and battery manufacturer's instructions. (2) Never mix old with new batteries, or standard (carbon-zinc) with alkaline batteries. (3) Always remove exhausted or dead batteries from the product.




1. Remove screw to open battery compartment door. Phillips screwdriver needed.




2. Insert four (4) "C" alkaline batteries as shown.




3. Push the switch located in the rear of the base and test the light bulb.



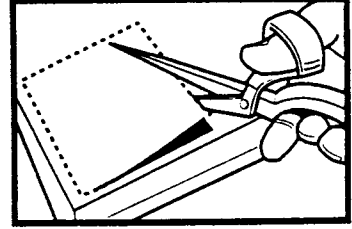
4. If the bulb needs to be replaced, remove the screws holding the bulb guard in place. Take off the bulb guard.



5. Gently use a screwdriver to pry up the bulb. Replace with a PR12 bulb. Replace the bulb guard and screws.



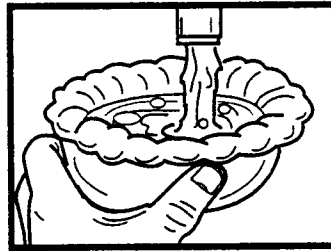
6. Close the battery compartment door and replace the screw.



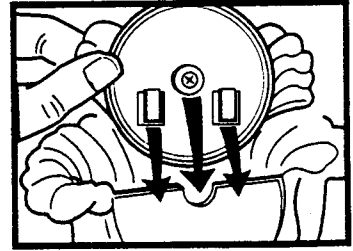
7. An adult should cut out the backdrop on the package.



8. Place the backdrop in the slots on the base.



9. Fill the pool with water. The pool can be played with on or off the base. **DO NOT SUBMERGE THE BASE IN WATER!**



10. Slide the diving wheel onto the back of the pool as shown.




## WARNING:


CHOKING HAZARD - Small parts.

**DO NOT SUBMERGE BASE IN WATER**


AGES 4 AND UP



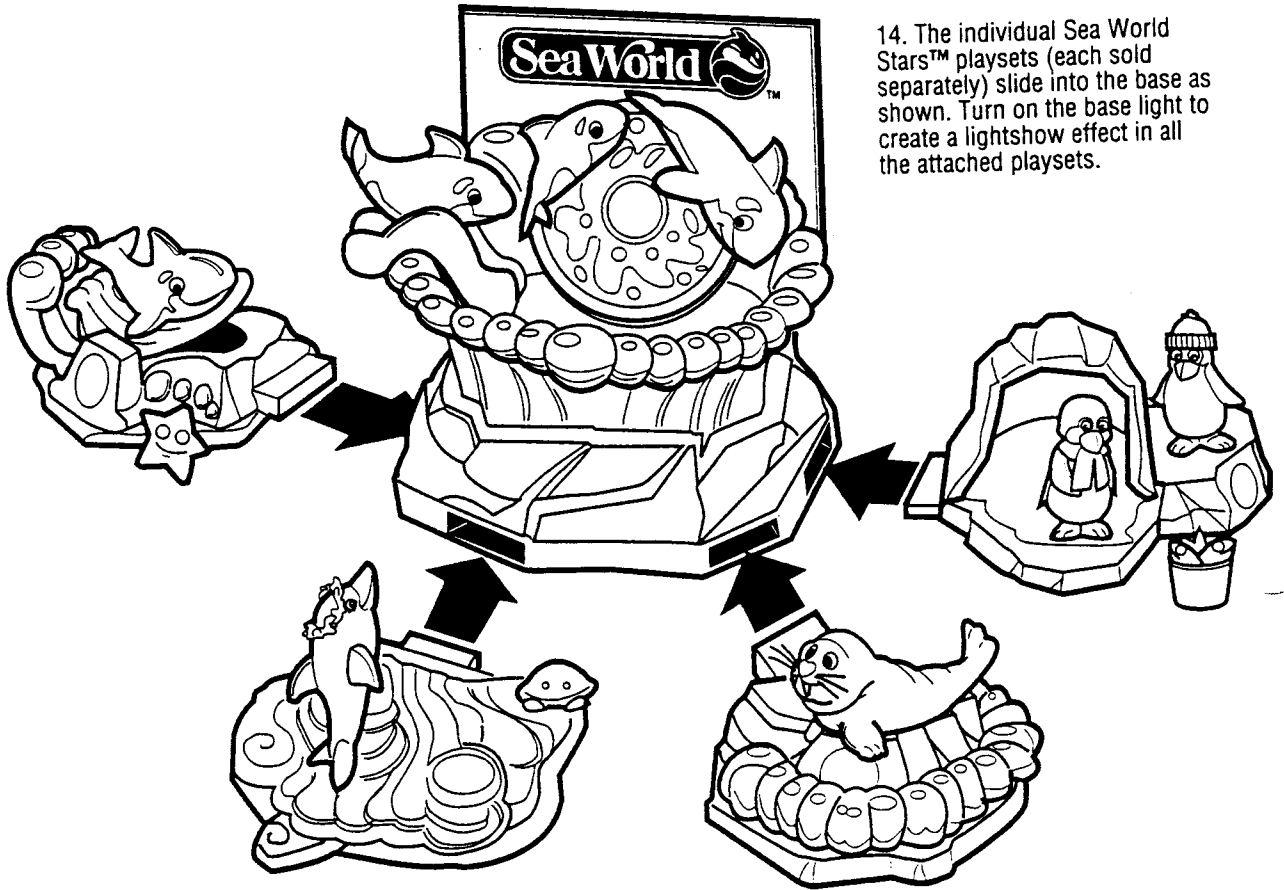
11. Place any two whales with the hole in their sides on the diving wheel's pegs.




12. Turn the wheel and the whales dive into the water.



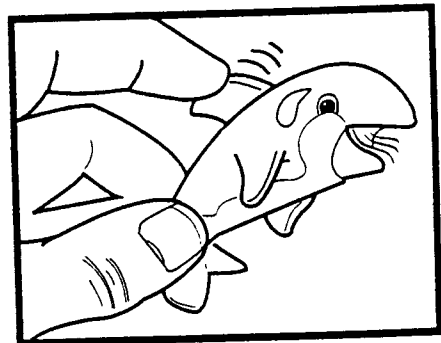
13. Place the slide on the side of the pool so you can slide Baby Shamu™ into the water.



14. The individual Sea World Stars™ playsets (each sold separately) slide into the base as shown. Turn on the base light to create a lightshow effect in all the attached playsets.



Squeeze the sides of Mama Namu™, place her head under water and release to fill her with water. Squeeze her again and she sprays out the water.



Move dorsal fin of Papa Shamu™ and he opens and closes his mouth.



Sea World, the Whale Logo and the Sea World Character Names are trademarks of Sea World, Inc.

**Kenner®\***

\*® & ©1995 TONKA CORPORATION, a subsidiary of Hasbro, Inc., Pawtucket, Rhode Island 02862. All Rights Reserved