




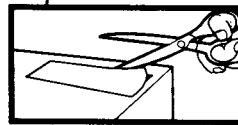

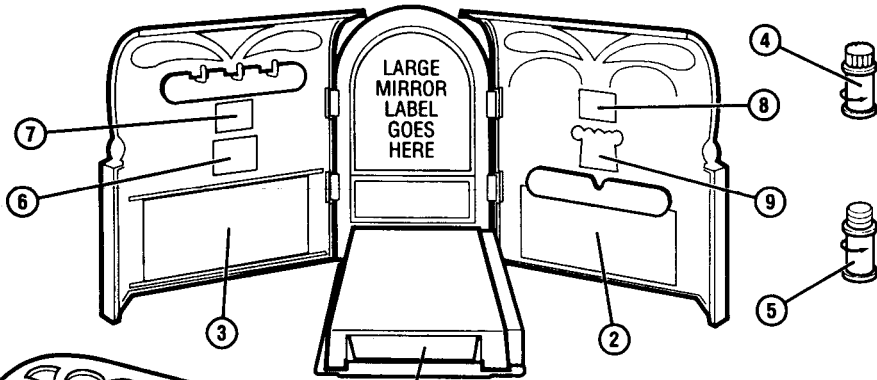
STAR STYLES PET SALON™ PLAYSET

60934
520692.00


1. Slightly squeeze sides together to open the door of the playset.



2. Apply labels to pieces using numbers on label sheet and these illustrations as a guide.



3. An adult should cut out the runway decoration from the side of the carton and slide it into position on the front of the runway.




AGES 4 AND UP


⚠ WARNING:

CHOKING HAZARD-Small parts.
Not for children under 3 years.

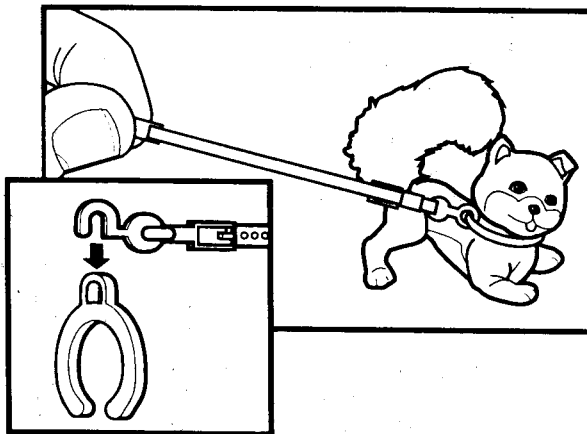
4. After applying the mirror label to the top piece of the vanity, insert it into the slot in the vanity table.



5. Place the puppy on the runway. Move the magnetic wand under the runway as shown. Puppy will follow the magnet in the wand.



6. Dress the puppy in all of the accessories as shown.



7. Attach leash to the collar. The collar fits around pet's neck for a pretend walk.

Kenner®

© 1995 TONKA CORPORATION, a subsidiary of Hasbro, Inc., Pawtucket, Rhode Island 02862. All Rights Reserved. VANITY, PETS AND ACCESSORIES MADE IN CHINA PLAYSET HOUSING MADE IN MEXICO