



WARNING:

CHOKING HAZARD - Small parts.
Not for children under 4 years.

Ages 5 & Up

Kenner

The

Scholastic's

Magic School Bus™

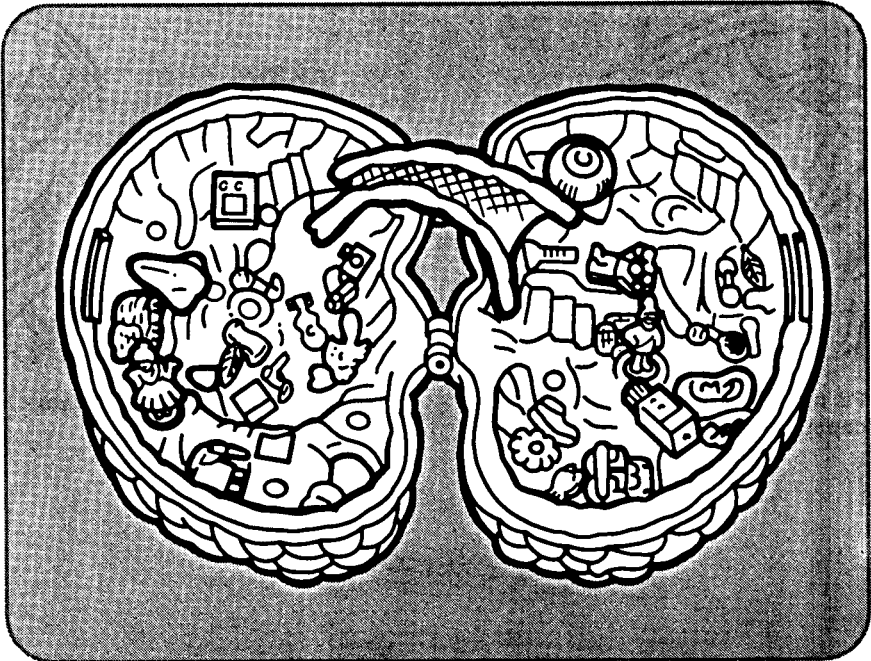


BODY SAFARI™

BRAIN STATION™

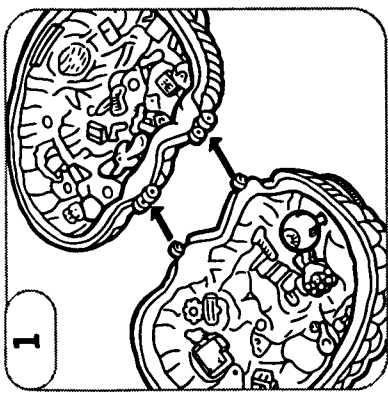
Thank you for purchasing this exciting, hands-on toy from Kenner. For maximum enjoyment of this toy, please be sure to read and follow the instructions carefully. If you have any questions, comments, or need additional information concerning this product or its parts, please call our Kenner Consumer Service hotline at 1-800-327-8264, Monday through Friday, 8:00 AM to 5:00 PM Eastern Time.

Includes: brain, nerve bridge, whistling ear, nose, movie camera, textured porcupine, removable eyeball, Keesha, Ms. Frizzle, lots of attached play parts and Body Safari guide.

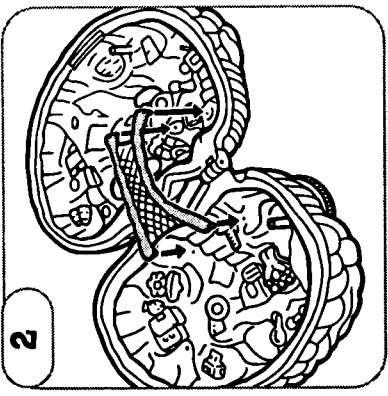


ASSEMBLY

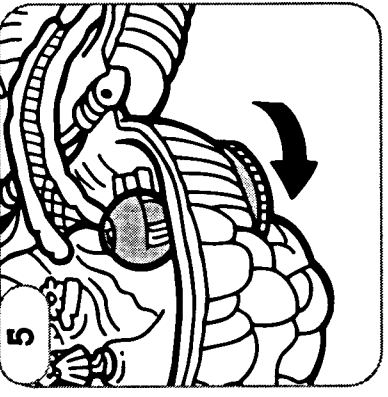
PLAY FEATURES




1 Snap halves of brain together as shown.
The Brain Station comes with 6 loose pieces - a nerve bridge, tethered ear whistle, scented nose, spinning eyeball, textured porcupine and movie camera.



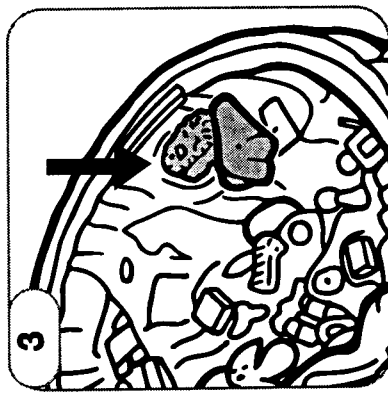
2 Fit endings of nerve bridge into holes on both halves of brain.



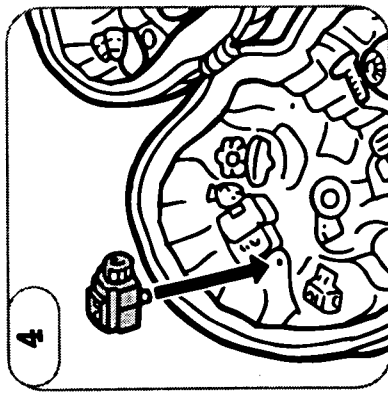
3 Turn the thumbwheel to spin the eyeball all around...it's quite a sight!



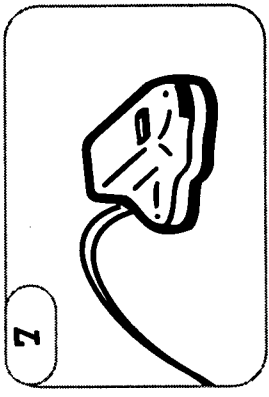
4 Fit post on movie camera into hole as shown.



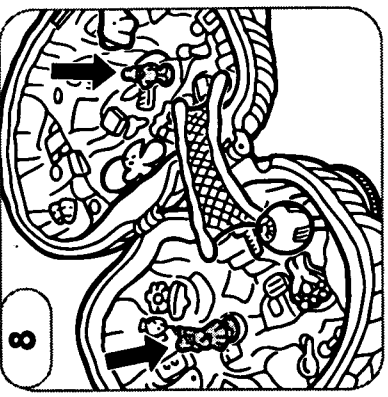
5 Fit nose over pin, and place porcupine nearby as shown.



6 Stand figures in the recessed circles so they can explore the brain!



7 Blow into the tethered ear to make a whistling sound! **IMPORTANT:** Due to choke hazard, ear must remain tethered to inside of brain. **DO NOT** attempt to detach ear and **DO NOT** allow a child to blow into the ear if it should become detached from the brain.



8 Stand figures in the recessed circles so they can explore the brain!
• Walk across a bridge of nerves with Keesha and The Frizi.
• For the sense of touch, feel the textured porcupine.
• Capture visual memories with the video camera.

The brain is a very busy place. It acts as our body's center of learning and is the command station that controls our body's actions and reactions. Inside the Brain Station are play pieces that indicate jobs performed by the brain. The play pieces are located in the same place as where the work happens in a real brain!

Try to find each of the following:

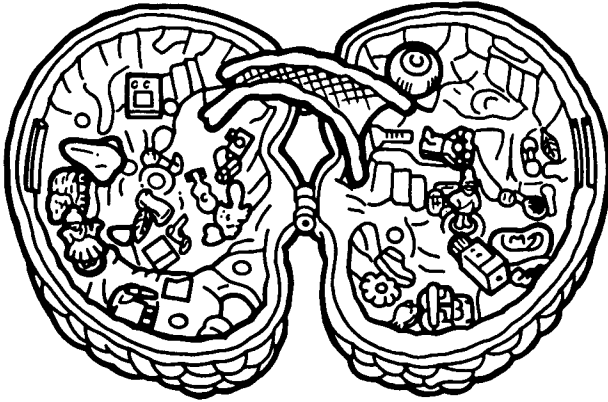
Play Part

Law book & gavel
TV
Camera and film
Fish, sneaker, flower
Scale, feather & barbell
Motor
Microphone
Faces & heart
Tape recorder
Leaning Tower Of Pisa
Thermometer
Juggling clown
Ghost
Scared person
(behind door)
Mirror (with reflection)
Easel
Scroll
Food
Guitar
Tennis racket & ball

Job of the Brain

Judgement
Sense of sight
Visual memories
Sense of smell
Weight & weight perception
Motor Skills
Speech
Emotion
Remembering what you hear
Posture
Ability to adjust to temperatures
Coordination
Fear
Inhibition (afraid of trying something different)
Reflections (memories)
Creativity
Writing
Sense of taste
Music
Skilled movement

- Look for The Magic School Bus, too!
- After play, simply store the play pieces inside the brain and snap the halves of the Brain Station closed.



© 1995 Joanna Cole and Bruce Degen. All rights reserved. The Magic School Bus and logo are trademarks of Scholastic Inc.

© 1995 Hasbro, Inc. Distributed by Hasbro, Inc. Pawtucket, RI 02862 USA.

KENNER® is a registered trademark of Tonka Corporation, a subsidiary of Hasbro, Inc.

® denotes Reg. U.S. Pat. & TM Office. MADE IN CHINA.

16028/16023 Asst.

P/N 45802300