

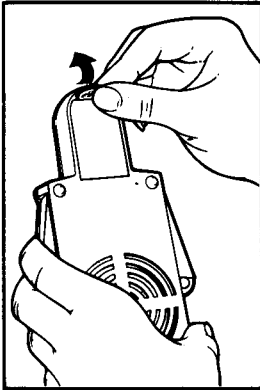
PLAYSKOOL

MAJOR MORGAN™ THE ELECTRONIC ORGAN

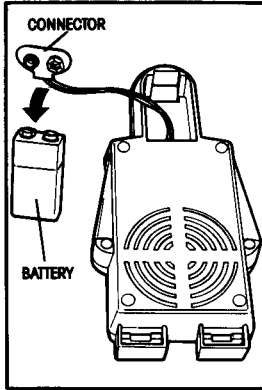
INSTRUCTIONS

Let's Make Music!

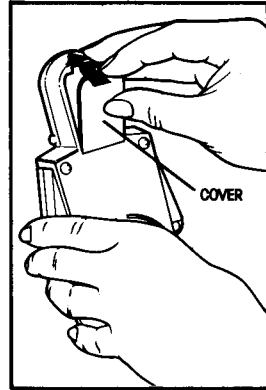
HOW TO INSTALL BATTERY



To remove battery cover, fit small coin into slot behind Major Morgan's head. Press toward center.



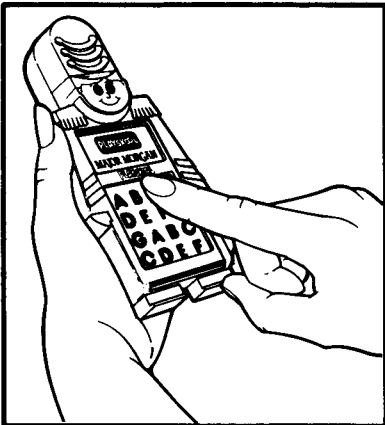
Attach battery connector to fresh 9-volt alkaline battery. Fit battery and connector into battery compartment.



Fit cover into place as shown and snap shut. (Battery sold separately.)

Major Morgan has no on/off switch. He is "on" only when you press the keyboard.

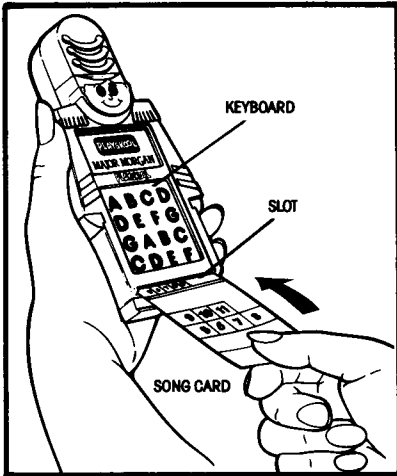
HERE IS MAJOR MORGAN



Each letter is a musical note. Press them one by one. It's music! You can press the keys down to hold the notes. Or tap the keys quickly for lively notes.

2802

HOW TO PLAY A SONG



To play a song on one of the song cards, slide the card completely into the slot in the bottom of Major Morgan as shown. The song cards are designed so you can play by color, number or symbol. Each square on the chart represents a different note in the song. Starting from the top, read each line across from left to right. Now, press the numbers on the keyboard in the same order as they appear on the chart.

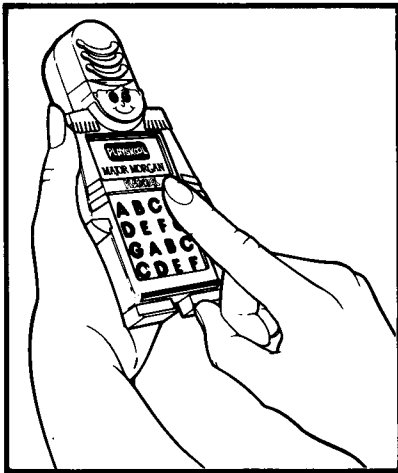
Example:

Yankee Doodle

8 8 9 10 8 10 9...

You're making music! Now, try using other song cards and play by matching colors or symbols, too!

IMPORTANT NOTE: For best results do not slide more than one song card into Major Morgan at a time.

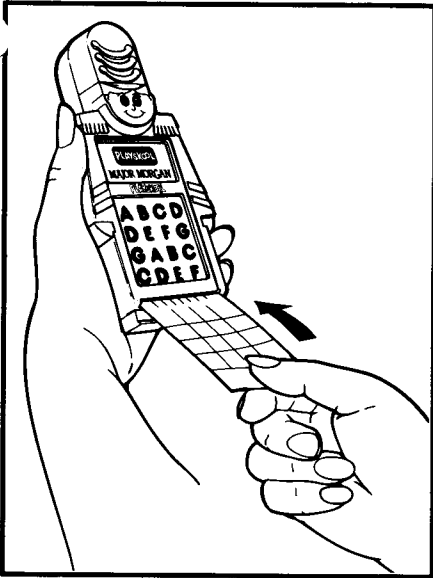


On Major Morgan, the seven musical notes are the first seven letters of the alphabet. They go from low to high in alphabetical order. The lowest note is the "C" in the lower left hand corner. The highest note is the "D" in the upper right hand corner.

Refer to the color chart below for the low, middle and high notes.

LETTER	LOW NOTE	MIDDLE NOTE	HIGH NOTE
"C"	BLUE "C"	GREEN & BLUE "C"	PINK "C"
"D"	BLUE "D"	GREEN "D"	PINK "D"
"E"	BLUE "E"		GREEN "E"
"F"	BLUE "F"		GREEN "F"
"G"	BLUE "G"		GREEN "G"
"A"	BLUE "A"		GREEN "A"
"B"	BLUE "B"		GREEN "B"

MAKING YOUR OWN SONG



You can make your own song with the musical song card. Using pink, green and blue magic markers, fill in the notes to your song on the chart at the top of the song card. (Markers not included.)

Now, you can play songs any way you please!

Have fun!

2802

©1989 Playskool, Inc., Pawtucket, RI 02862 USA, a subsidiary of Hasbro, Inc. All Rights Reserved.
P/N 40700700 Printed in Hong Kong H-44