

06660


AGES 3+



Ultimate All-Terrain Cruiser™

Thank you for choosing this awesome MAJOR POWERS toy!

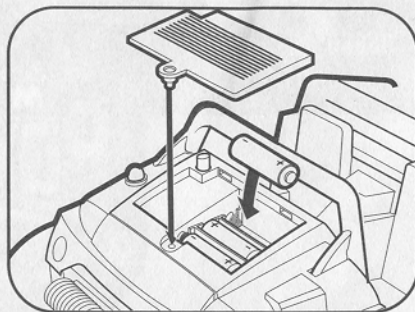
Requires 3 x 1.5V "AA"/LR6 alkaline batteries. Phillips/cross head screwdriver (not included) required for battery installation.



Adult Assembly Required

TO INSTALL BATTERIES

Use a Phillips/cross head screwdriver to loosen screw in battery compartment door (screw remains attached to door). Insert 3 fresh "AA"/LR6 (1.5V) alkaline batteries. Replace door and tighten screw.



! CAUTION: TO AVOID BATTERY LEAKAGE

1. Be sure to insert the batteries correctly and always follow the toy and battery manufacturers' instructions.
2. Do not mix old and new batteries or alkaline, standard (carbon-zinc) or rechargeable (nickel-cadmium) batteries.
3. Always remove weak or dead batteries from the product.

IMPORTANT: BATTERY INFORMATION


Please retain this information for future reference.
Batteries should be replaced by an adult.

! CAUTION:

1. Always follow the instructions carefully. Use only batteries specified and be sure to insert them correctly by matching the + and - polarity markings.
2. Do not mix old batteries and new batteries or standard (carbon-zinc) with alkaline batteries.
3. Remove exhausted or dead batteries from the product.
4. Remove batteries if product is not to be played with for a long time.
5. Do not short circuit the supply terminals.
6. Should this product cause, or be affected by, local electrical interference, move it away from other electrical equipment. Reset (switching off and back on again or removing and re-inserting batteries) if necessary.
7. RECHARGEABLE BATTERIES: Do not mix these with any other types of battery. Always remove from the product before recharging. Recharge batteries under adult supervision. DO NOT RECHARGE OTHER TYPES OF BATTERIES.

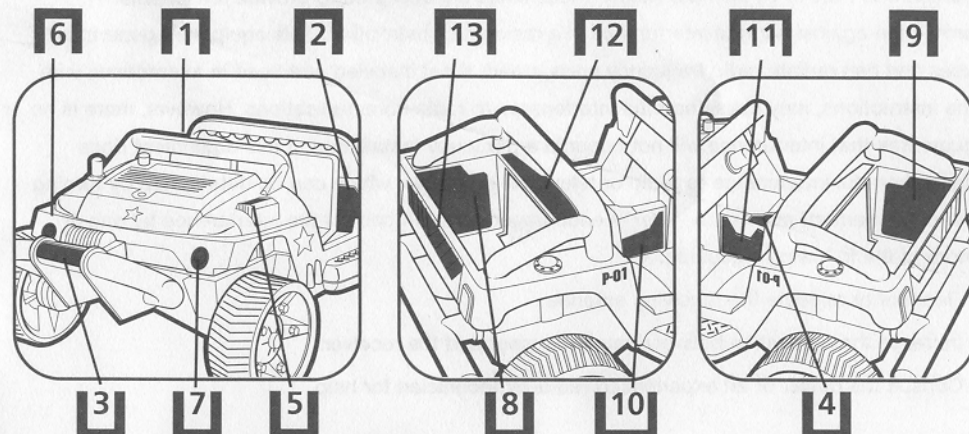
ASSEMBLY

Snap wheels onto vehicle.



LABELS

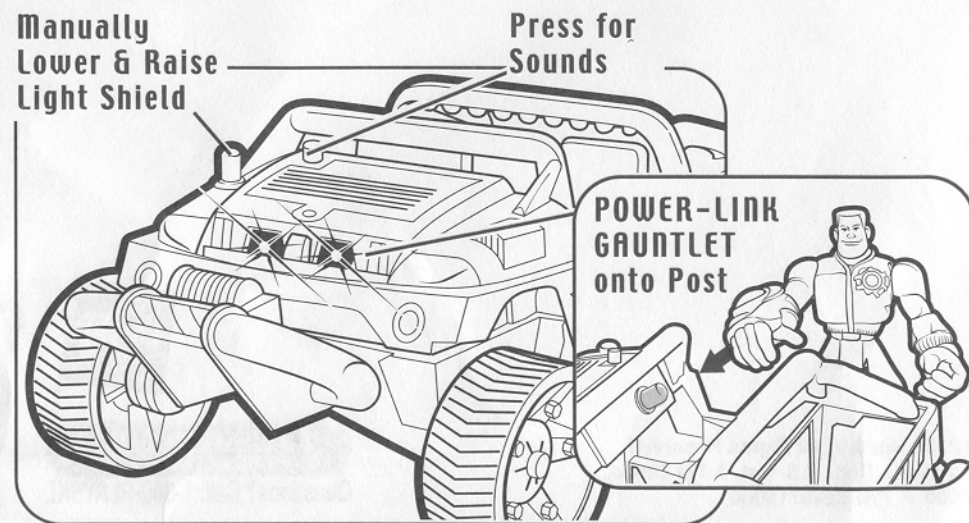
Peel and apply labels as shown.



PLAY FEATURES

It's up to you and MAJOR POWERS to save the world as you roll into all kinds of exciting, off-road adventures with this awesome all-terrain utility vehicle!

- Reveal the headlights! Place the POWER-LINK GAUNTLET onto the post to drop the light shield down and turn on the vehicle's headlights! Press the button on the hood to manually lower the light shield. Press the button on the fender to raise it.
- Press button on hood to hear fun phrases and awesome engine and onboard computer sounds!
- Realistic styling and special soft-touch tires!
- Poseable MAJOR POWERS action figure included!



FCC STATEMENT

This equipment has been tested and found to comply with the limits for a Class B digital device, pursuant to Part 15 of the FCC Rules. These limits are designed to provide reasonable protection against harmful interference in a residential installation. This equipment generates, uses and can radiate radio frequency energy, and, if not installed and used in accordance with the instructions, may cause harmful interference to radio communications. However, there is no guarantee that interference will not occur in a particular installation. If this equipment does cause harmful interference to radio or television reception, which can be determined by turning the equipment off and on, the user is encouraged to try to correct the interference by one or more of the following measures:

- Reorient or relocate the receiving antenna.
- Increase the separation between the equipment and the receiver.
- Consult the dealer or an experienced radio/TV technician for help.

