

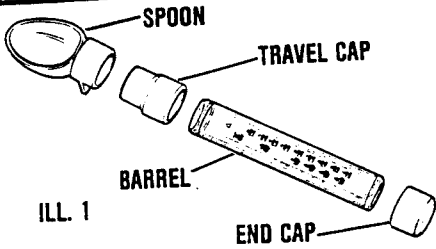
Ages: 3 mos. and Up

**PLAYSKOOL**  
baby

# Medicine Spoon

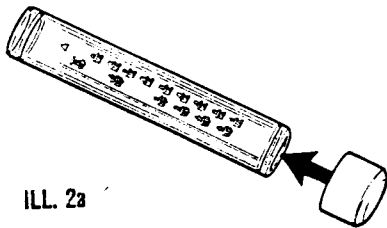
## INSTRUCTIONS

Save These Instructions



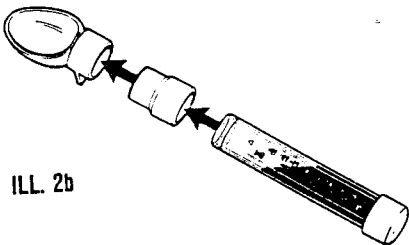
### TO MEASURE DOSAGE:

Place end cap on bottom of barrel, at bottom of printed scale, as shown in (ILL. 2a) NOTE: Use end cap (not travel cap) when measuring medicine to ensure correct dosage.



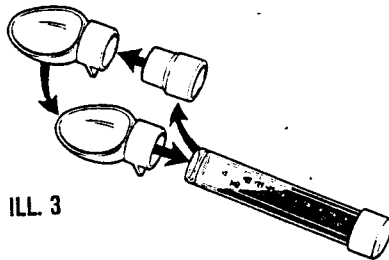
### TO STORE AND TRAVEL WITH PREMEASURED DOSAGE:

After dosage is measured, place travel cap on open end of barrel. Place spoon on travel cap. Liquid is now sealed and ready for storage or travel. (ILL. 2b)



### TO GIVE MEDICINE TO CHILD:

Remove spoon and travel cap from barrel. Detach spoon from travel cap, then attach spoon to open end of barrel. (ILL. 3)



Place tip of spoon on lower lip of child; slowly tip spoon to let medicine run gently into child's mouth.

After giving medicine, replace travel cap on end of barrel. Place spoon on travel cap.

### WASHING INSTRUCTIONS:

Wash Medicine Spoon before each use. Hand wash in warm, soapy water. Rinse thoroughly. DO NOT BOIL OR PLACE IN DISHWASHER.

### CAUTION:

This product is not designed for long term storage of medicines. Refrigerated medicines should not be exposed to temperatures below 32° F or above 90° F, and should not be kept in the spoon for longer than 3 hours.

P/N 192407.00A