




# 3-D Tic Tac Toe

INSTRUCTIONS

2 Players



See assembly instructions inside the cover.

## OBJECT

Be the first player to line up 3 of your Disney pawns in a row on the stair spaces!

1. Choose your 6 pawns, either the blue **X** pawns or the yellow **O** pawns. Your opponent takes the remaining 6 pawns.
2. For the Beginner Game, make sure the stairs are attached to the platform as shown in Step 5 of the Assembly Instructions. There are 9 Stair spaces in this game. The 3 Stair spaces on the platform should be *behind* the stairs.

The younger player goes first. Play then continues by alternating turns with your opponent.

Place one of your pawns on any empty Stair space. This ends your turn.

Your object is to get 3 of your pawns in a row – up and down, across or diagonally. That's Tic Tac Toe! See the 3 Tic Tac Toe examples on the opposite page.

You must place your pawns to prevent your opponent from getting Tic Tac Toe! See Figure 1 for an example of this strategy.





FIGURE 1


Continue playing until one player shouts "TIC TAC TOE!" and wins the game. If no one gets Tic Tac Toe, play again!

## TIC TAC TOE EXAMPLES

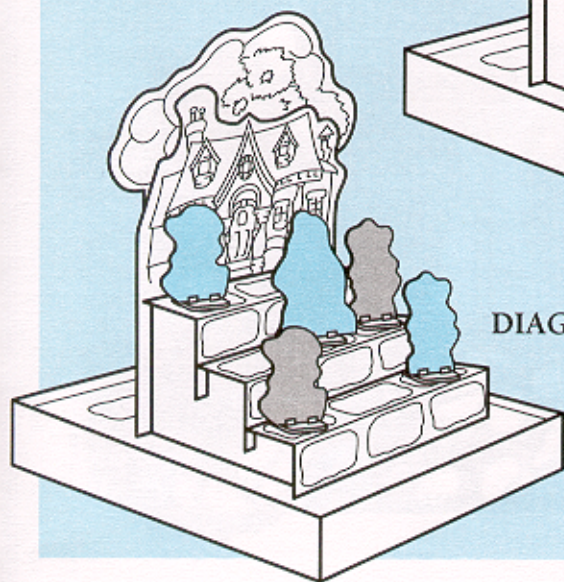
In each example below, the player with the blue X pawns has Tic Tac Toe!



UP AND DOWN



ACROSS



DIAGONALLY



# Advanced Game

## OBJECT

Force your opponent to get Tic Tac Toe!

## SETUP

1. Choose your 6 pawns as in the Beginner Game Setup.
2. To make the game more challenging, use the extra Stair spaces on the platform. Remove the gameboard from the platform and re-insert it so that the 3 Stair spaces on the platform are directly in front of the stairs. There are 12 Stair spaces in this game. See Figure 2.

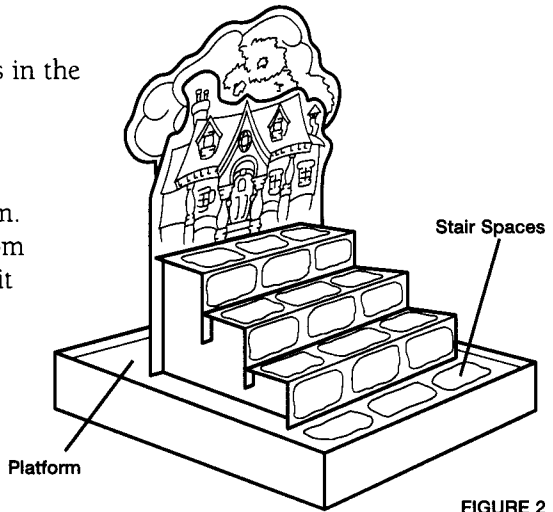


FIGURE 2

## HOW TO PLAY

Play as in the Beginner Game, except you must force your opponent to get 3 in a row.

## HOW TO WIN

Continue playing until one player gets Tic Tac Toe. If you're *not* the one who gets Tic Tac Toe, you win! See Figure 3 for an example.

If no one gets Tic Tac Toe, play again!

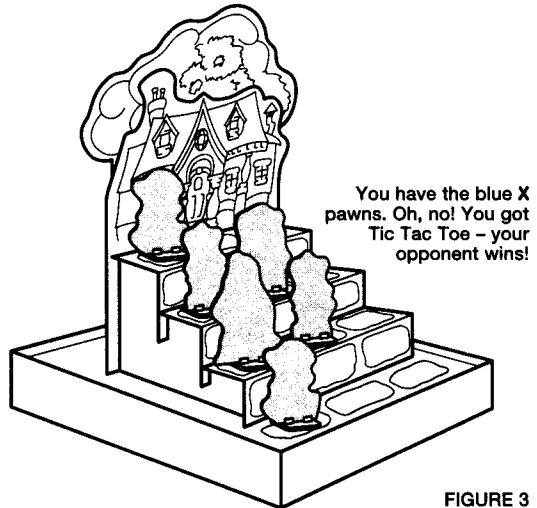


FIGURE 3