

Missing Masterpiece™



SECRET INSTRUCTIONS

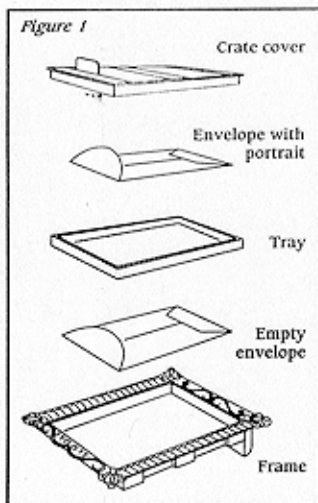
THE TRICK

The audience is shown a "priceless" self-portrait of Vincent Van Gogh, the famous painter. The portrait is placed in an envelope, then into the picture frame and then covered by the crate cover. When the crate cover is removed, the envelope is still there, but the portrait is gone! Where did Van Gogh...go? You produce the missing masterpiece from your pocket, where it's mysteriously materialized!

THE SECRET

Refer to Figure 1. A special tray fits inside the picture frame, covering an empty envelope. Your audience won't notice the tray because it looks just like the inside of the frame. You, the Magician, place the

envelope holding the portrait into this tray. Then, when you cover the envelope with the crate cover, the tray becomes locked to the cover. When the crate cover is removed, it picks up the tray and reveals only the empty envelope. The masterpiece is missing. It looks as if there's been an art heist!



The portrait you pull out of your pocket is actually a duplicate copy of the masterpiece which you've hidden earlier. Your audience will think the portrait in the frame has magically moved to your pocket!

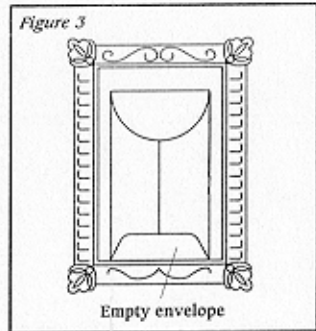

THE PROPS

Your trick includes the tray, frame, two "portraits" of Vincent Van Gogh, crate cover, and two identical envelopes (see Figure 2).

THE SECRET PREPARATION

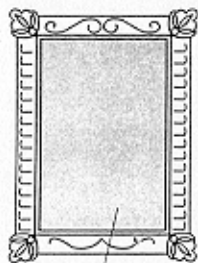
Hide one of the Van Gogh portraits in a pocket or another secret place.

Place one of the envelopes in the center of the frame with the flap side of the envelope towards you (see Figure 3).




Now place the tray inside the frame to cover the envelope (see Figure 4).

Figure 4



Tray

Stand up the picture frame and face it towards your audience. To display your "masterpiece," place the other portrait in the tray. Place the other envelope and the crate cover to one side. The crate cover should have the design face up so no one will notice the other side is hollow (see Figure 5). You are ready to begin.

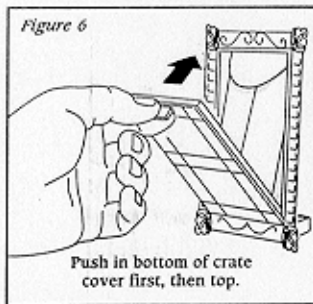


Setup for performance

THE PERFORMANCE

Show your audience the masterpiece in the frame. You explain that you have just been to a snobby art auction and spent a fabulous sum on this beautiful self-portrait of Vincent Van Gogh. Remove the portrait from the frame carefully so the tray doesn't fall out! As you slide the portrait into the envelope, you comment on how considerate the auction

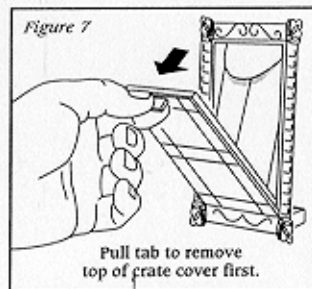
house was. You tell how they wrapped up the painting and sealed it carefully into the frame and crate. Do this as you place the envelope with the portrait inside in the frame (the envelope should be flap-side up and facing out) and cover it with the crate cover (see Figure 6).



Push in bottom of crate cover first, then top.

When you place the crate cover in the frame, be sure to push it in firmly. You continue with your story, saying you opened the crate when you got home. Remove

the crate cover from the frame (see Figure 7) and be sure to place it with its design face up on the table. The crate cover cleverly takes the tray with it, along with the masterpiece hidden inside! What's left is the other envelope which, as you show your audience, is empty. Your million-dollar masterpiece is missing!



Pull tab to remove top of crate cover first.

Now produce the other copy of the Van Gogh from your pocket or other hiding place. It's safe and sound after all!

After your performance, secretly reset the trick by removing the envelope with the portrait inside from between the tray and the crate cover. Simply pull the two pieces apart to do this.

WHAT'S THE PATTERN?

Patter is what magicians say to create a mood for a trick and to draw the audience's attention to details like innocent-looking props. You can use the patter we've provided or make up your own!

The next time you have an extra million dollars lying around, you can do what I did. You can go to a snobby art auction and buy Vincent Van Gogh's self-portrait. Isn't it nice?

(Remove the portrait from the frame, taking care not to let the tray slip out as you do so.)

The people at the auction house were very considerate. (Slide the portrait into the envelope.)

They put my painting into this nice envelope so it wouldn't get dirty.

(Place the envelope, flap-side out, into the frame. Then, as you press the crate cover firmly into the frame)

...and they also sealed it up in this crate, nice and safe. But when I got my painting home and took it out of the crate to hang it up...

(Here you pull out the crate cover with tray attached, lay it tray-side down,

remove the envelope and show your audience it is empty)

...my beautiful Van Gogh was Van Gone! I thought I was out a million bucks until I realized...

(remove the second Van Gogh from its hiding place) ...I had it in my pocket all along!

