

FCC STATEMENT

This equipment has been tested and found to comply with the limits for a Class B digital device, pursuant to Part 15 of the FCC Rules. These limits are designed to provide reasonable protection against harmful interference in a residential installation. This equipment generates, uses, and can radiate radio frequency energy and, if not installed and used in accordance with the instructions, may cause interference to radio communications. However, there is no guarantee that interference will not occur in a particular installation. If this toy does cause harmful interference to radio or television reception, which can be determined by turning the equipment off and on, the user is encouraged to try to correct the interference by one or more of the following measures:

- Reorient or relocate the receiving antenna.
- Increase the separation between the equipment and the receiver.
- Consult the dealer or an experienced radio/TV technician for help.




"Knock Knock"



1. Press the patch on my hat - I say "Knock-Knock!"

2. "Who's there?" - to start the fun!



EVEREADY. batteries included.

Ages 3 & UP

PRESCHOOL


Thank you for buying this Playskool® product! When batteries need replacement, we recommend Energizer® alkaline batteries. Phillips screwdriver needed to replace batteries (not included).

© 1998 Hasbro, Inc., Pawtucket, RI 02862 USA. All Rights Reserved.

® denotes Reg. U.S. Pat. & TM Office.

MADE IN CHINA. 2262 P/N 47558700


EVEREADY, ENERGIZER, and the EVEREADY logo are registered trademarks of EVEREADY BATTERY COMPANY, INC., St. Louis, MO 63164.



PLAY INSTRUCTIONS:

"Knock Knock" . . . Potato Head® is ready to play with right out of the package! Here's how he works:

1. Press the patch on Mr. Potato Head's cap - he'll greet you, and then say "Knock Knock!"
2. From a few inches away, speak with a loud, clear voice directly into the patch on his cap - and, of course, say "Who's there?!"
3. Mr. Potato Head will then answer you by setting up the joke - he'll say, for example, "Cargo!"
4. Of course, you say "Cargo who?"

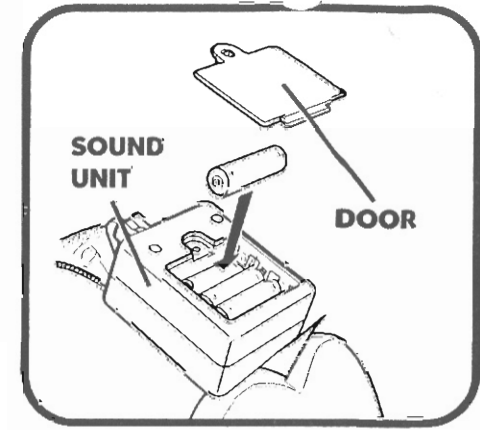
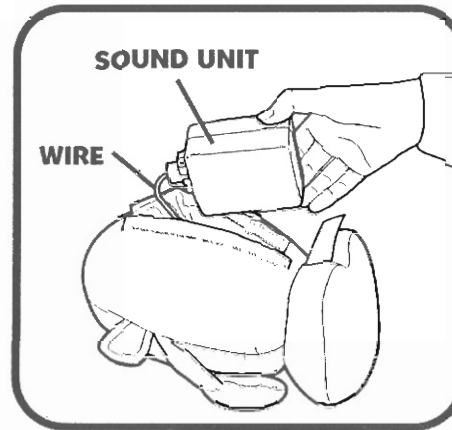


5. Mr. Potato Head pauses for about one second of silence, then delivers the punch line: he says "Car go beep beep!", then laughs and giggles!

6. Then, Mr. Potato Head will say something like "Press my hat again - this is fun!" or "Here's another one!", and go on to another joke. If you don't answer, he says "That was fun - see ya later!" and automatically shuts off to conserve battery life.

In all, Mr. Potato Head tells over 50 silly "Knock Knock" jokes in random order!

WHEN BATTERIES NEED REPLACEMENT:



1. "Knock Knock" Mr. Potato Head® comes equipped with 3 "AA" batteries. When the original batteries are exhausted, unfasten the flap in back and carefully remove the sound unit as shown. (Be careful not to break the wire which attaches the unit to the microphone in the hat.)

2. Use a Phillips screwdriver to loosen and remove the screw that secures the battery compartment door, and remove the door.
3. Insert 3 new "AA" (alkaline recommended) batteries into the compartment, following direction indicators inside compartment. Replace door and re-fasten with the screwdriver.
4. Place sound unit back inside Mr. Potato Head with the speaker facing out, and re-fasten the flap with the fasteners.

CAUTION: TO AVOID BATTERY LEAKAGE:

1. Be sure to insert the batteries correctly and follow the toy and battery manufacturer's instructions.
2. Do not mix old and new batteries or alkaline, standard (carbon-zinc) or rechargeable batteries.
3. Always remove exhausted or dead batteries from the product.