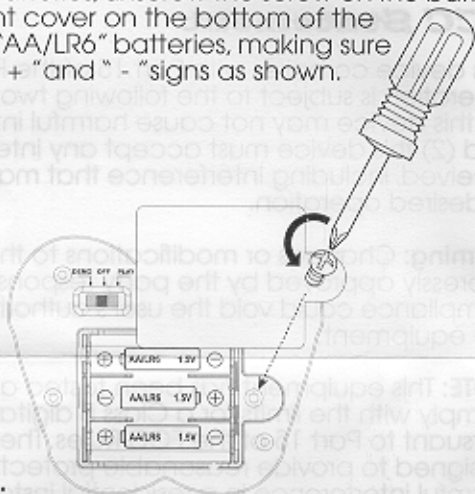


## Battery Installation

**CAUTION:** An adult should do Battery installation and replacement. This product is not suitable for children under 2 years old as it contains small parts.

To insert the batteries, unscrew the screw on the battery compartment cover on the bottom of the ship. Insert 3 "AA/LR6" batteries, making sure to align the "+" and "-" signs as shown.



## CAUTION:

### TO AVOID BATTERY LEAKAGE

- 1) Be sure to insert the batteries correctly and always follow the toy and battery manufacturers' instructions;
- 2) Do not mix old and new batteries or alkaline, standard (carbon-zinc) or rechargeable (nickel-cadmium) batteries;
- 3) Always remove weak or dead batteries from the product.


### TO ENSURE PROPER FUNCTION:

- Battery installation should be done by an adult.
- Non-rechargeable batteries are not to be recharged.
- Rechargeable batteries are to be removed from the toy before being charged. (if removable)
- Rechargeable batteries are only to be charged under adult supervision.
- Only batteries of the same or equivalent type as recommended are to be used.
- The supply terminals are not to be short-circuited.
- Do not dispose of batteries in fire. Battery may explode or leak.

### TROUBLESHOOTING

- If Mr. Potato Head begins to respond erratically, reset him by sliding the power switch off and then on again.
- If Mr. Potato Head has trouble identifying his parts, it is recommended to replace his batteries with new ones.


Hi! I'm Mr. Potato Head, and I can't wait to have some silly mixed-up fun with you. But first please read these quick instructions to make sure that we can get the most enjoyment out of our time together.



Some poses may require hand support.

When Mr. Potato Head is first removed from his package he will be in "Try Me" demonstration mode. For proper play be sure to slide the power switch on the bottom of his feet to "Play". While in "Demo" mode, his shoe button will trigger a randomly selected phrase but will not respond to pieces being inserted. For full functionality and play please slide switch to "Play"


Mr. Potato Head is packaged with batteries intended for "Try Me" demonstration in packaging. For best results it is advised that you replace these batteries with new



## Let's Play!

Once Mr. Potato Head is switched to "Play" mode, he is ready to talk and play! By inserting and removing any of his parts from any hole, he will respond with funny phrases and encouragement.

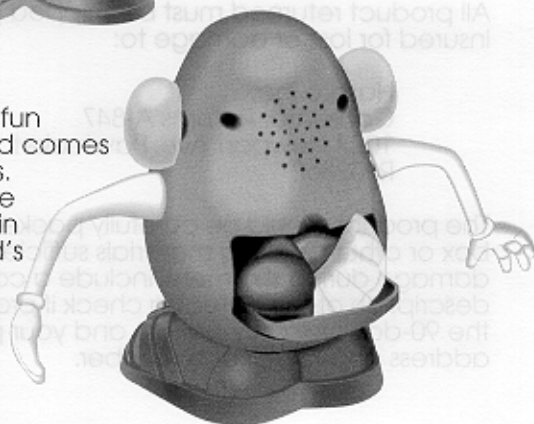
Once parts are inserted into all of the available holes, Mr. Potato Head will respond with a silly saying depending on whether his parts are inserted in the right places or in a mixed up fashion



Mix and match, pull and plug, you control the fun!

Some poses may require hand support.

For even more fun Mr. Potato Head comes with extra parts. These and more can be stored in Mr. Potato Head's storage compartment.



## Cleaning Instructions



High temperature will destroy the unit. Do not leave unit in direct sunlight.



Clean only with a piece of soft dry cloth.

- Prevent spills of food and beverage on the unit.
- Do not submerge the product in water.
- Do not throw or kick the product, and do not push sharp objects through the speaker openings.

If Mr Potato Head is damaged or something has been left out, DO NOT RETURN IT TO THE STORE. The store doesn't have replacement parts. Instead, write to us at:

Tiger Electronics Consumer Service  
980 Woodlands Parkway  
Vernon Hills, IL 60061  
(800)844-3733

In your note, mention the name of your toy, it's model number, and tell us briefly what the problem is. Also include sales slip, date, place of purchase and price paid. We will do our best to help.

## 90-Day Limited Warranty

Tiger Electronics, Ltd. (TIGER) warrants to the original consumer purchaser of this product that the product will be free from defects in materials or workmanship for 90 days from the date of original purchase. This warranty does not cover damages resulting from accident, negligence, improper service or use or other causes not arising out of defects in materials or workmanship.

During this 90-day warranty period, the product will either be repaired or replaced (at TIGER'S option) without charge to the purchaser, when returned with proof of the date of purchase to either the dealer or to TIGER.

Product returned to TIGER without proof of the date of purchase or after the 90-day warranty period has expired, but prior to one year from the original date of purchase, will be repaired or replaced (at TIGER'S option) for a service fee of US \$12.00. Payments must be by check or money order payable to Tiger Electronics, Ltd.

THE FOREGOING STATES THE PURCHASER'S SOLE AND EXCLUSIVE REMEDY FOR ANY BREACH OF WARRANTY WITH RESPECT TO THE PRODUCT.

All product returned must be shipped prepaid and insured for loss or damage to:

Hasbro Inc.  
Consumer Returns A-847  
1027 Newport Ave. Pawtucket,  
RI 02862

The product should be carefully packed in the original box or other packing materials sufficient to avoid damage during shipment. Include a complete written description of the defect, a check if product is beyond the 90-day warranty period, and your printed name, address and telephone number.

**THIS WARRANTY IS IN LIEU OF ALL OTHER WARRANTIES AND NO OTHER REPRESENTATIONS OR CLAIMS OF ANY NATURE SHALL BE BINDING ON OR OBLIGATE TIGER IN ANY WAY. ANY IMPLIED WARRANTIES APPLICABLE TO THIS PRODUCT, INCLUDING WARRANTIES OF MERCHANTABILITY AND FITNESS FOR A PARTICULAR PURPOSE, ARE LIMITED TO THE NINETY (90) DAY PERIOD DESCRIBED ABOVE. IN NO EVENT WILL TIGER BE LIABLE FOR ANY SPECIAL, INCIDENTAL, OR CONSEQUENTIAL DAMAGES RESULTING FROM POSSESSION, USE, OR MALFUNCTION OF THIS TIGER PRODUCT.**

Some states do not allow limitations as to how long an implied warranty lasts and/or exclusions or limitations of incidental or consequential damages, so the above limitations and/or exclusions of liability may not apply to you. This warranty gives you specific rights, and you may also have other rights which vary from state to state.

For more information about Tiger Electronics, our products and special promotions, please visit our web site at: [www.tigertoys.com](http://www.tigertoys.com)  
Please retain instructions for future reference.

## FCC Statement

This device complies with Part 15 of the FCC Rules. Operation is subject to the following two conditions: (1) this device may not cause harmful interference, and (2) this device must accept any interference received, including interference that may cause undesired operation.

**Warning:** Changes or modifications to this unit not expressly approved by the party responsible for compliance could void the user's authority to operate the equipment.

**NOTE:** This equipment has been tested and found to comply with the limits for a Class B digital device, pursuant to Part 15 of the FCC Rules. These limits are designed to provide reasonable protection against harmful interference in a residential installation. This equipment generates, uses, and can radiate radio frequency energy and, if not installed and used in accordance with the instructions, may cause harmful interference to radio communications. However, there is no guarantee that interference will not occur in a particular installation. If this equipment does cause harmful interference to radio or television reception, which can be determined by turning the equipment off and on, the user is encouraged to try to correct the interference by one or more of the following measures:

- Reorient or relocate the receiving antenna.
- Increase the separation between the equipment and receiver.
- Connect the equipment into an outlet on a circuit different from that to which the receiver is connected.
- Consult the dealer or an experienced radio TV technician for help.

**TIGER**  
ELECTRONICS  
Where Technology Comes to Play!™



© 2002 Hasbro, Pawtucket, RI 02862 USA. All Rights Reserved.  
® denotes Reg. U.S. Pat. & TM Office  
[www.playskool.com](http://www.playskool.com)

PRINTED IN CHINA

200202650WT1-01