

Ages:
4 & Up

My Real Baby™

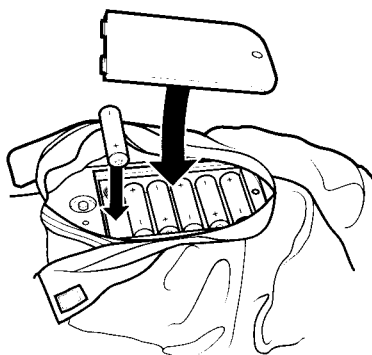
DOLL

REQUIRES 6 "AA" ALKALINE BATTERIES (NOT INCLUDED) AND PHILLIPS SCREWDRIVER (NOT INCLUDED).



Thank you for choosing My Real Baby, the only doll with Natural Response Technology™! For maximum enjoyment of this doll, please be sure to read and follow all instructions carefully. Please retain these instructions for future reference.

Includes doll, removable outfit, headband, removable diaper, teddy bear toy, realistic bottle, comb, and birth certificate cut-out on package.



TO INSERT BATTERIES:

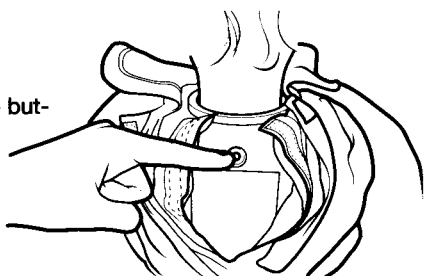
Open back of doll. Using Phillips screwdriver, loosen screw in battery compartment cover (screw stays attached to cover). Slide cover toward feet and lift up at the top to remove. Insert 6 fresh "AA" alkaline batteries. Replace cover and tighten screw. Close back of doll.

CAUTION: TO AVOID BATTERY LEAKAGE

- 1) Be sure to insert the batteries correctly and always follow the toy and battery manufacturers' instructions;
- 2) Do not mix old and new batteries or alkaline, standard (carbon-zinc) or rechargeable (nickel-cadmium) batteries;
- 3) Always remove weak or dead batteries from the product.

ON/OFF

To switch My Real Baby™ on, press the button located on her back. To switch her off, press the button again.



INTRODUCING MY REAL BABY™...

My Real Baby responds to you in a true-to-life way, with different facial expressions, emotion-like responses, sounds, words and sentences. She has special sensing areas in her mouth, thumb, tummy, back, feet and both sides that activate her responses and allow her to recognize and respond to your child's actions. She even responds differently when she's sitting up or lying down! She also has lots of unexpected responses and behaviors, like making raspberry and burping sounds, just like a real baby.

The more you play with My Real Baby, the more she seems to "learn." Her vocabulary changes, progressing from cute baby sounds and babbling to simple words and phrases, then up to 4-5 word sentences. The way she responds to you during an activity will vary depending on how much she has learned and what mood she is in!

CARING FOR MY REAL BABY

Good Morning!


My Real Baby wakes up when you pick her up in an upright position while holding **both** her sides. Just like a real baby, her eyes will open and she will yawn and make wake-up sounds! If she's been sleeping a long time, 30 minutes or more, you will need to press the on/off button on her back to wake her up.



Let's Play!

My Real Baby loves to have fun! She makes silly sounds when you playfully bounce her on your knee or in the air!

My Real Baby is also ticklish. Hold and rub the top and bottom of either foot to make her giggle!



You can have a tea party or enjoy other playtime activities with My Real Baby! Simply place her in a sitting position and she will coo, giggle and respond to you!

Feeding Time...

My Real Baby™ lets you know when she needs something. Just like a real mommy, you have to find out what she wants. When she cries, is fussy, or asks for her "baba," try feeding her the bottle. Bring the bottle to her mouth, and if she's hungry, she'll open her mouth and "suck" on the bottle! If you stop feeding her and she is still hungry, she may say, "more baba." When she is done feeding, she will say, "no more." After feeding baby, pat her on the back to make her burp. She'll burp like real babies do - after a few pats or sometimes after a lot of pats!



If feeding and burping do not calm her fussing, she may need a diaper change, or you can try cradling her and rocking her to sleep.

Soothing Time...

My Real Baby needs tender, soothing care to keep her content. When she says "Uh, oh," it's time to change her diaper. (She may also cry to tell you she needs to be changed.) To change her, fully remove the front of the diaper in a well-lit room (the diaper sensing area on her tummy is light sensitive). Just like a real child, My Real Baby will show your child how happy she is when she is given what she needs!



You can also soothe My Real Baby by letting her "suck" her thumb. Just place her thumb in her mouth and she makes real sucking noises! The soothing she gets from her thumb makes her feel all better.

When you hug My Real Baby, she responds to you in a loving way. She makes cute sounds or says sweet things to you, depending on how much she has learned. Be sure to touch the front of her body against yours for this special response. Be gentle ...don't hug her too tightly!

Nighty-Night!

All babies need lots of sleep, including My Real Baby™. Cradle her firmly in your arms and gently rock her...she'll yawn, blink her eyes and go to sleep. You can touch her back, her tummy, or one of her sides to make her sleepy. If baby is excited just before bed, put her down (or cradle her in a flat position) and rub her tummy to help calm her down.

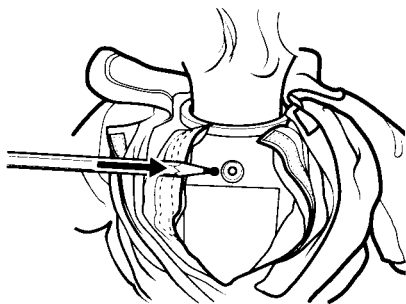
When you lie My Real Baby down and do not play with her for approximately 45 seconds, she will take a nap and not wake up until you pick her up again. If you do not play with her for approximately 30 minutes, she will go into a deep sleep and you will have to press the ON/OFF button to wake her up.



My Real Baby will also fall asleep if you leave her unattended in the sitting position for approximately 5 minutes.

RESET

You can reset My Real Baby back to a newborn state so that she "forgets" all the words she "learned" and has to start "learning" them all over again. To do so, use the point of a pencil to press the reset button, which is located next to the ON/OFF button on her back. Press the button all the way in until you hear a beep.



WHEN BATTERIES RUN LOW

When My Real Baby's batteries get too weak, she will say "bye-bye", and promptly go to sleep. When this happens, she will not respond to any attempts to play with her. If you push the ON/OFF button to try to wake her up, she will only say "bye-bye" again and go back to sleep. You will need to replace the batteries to continue to play with My Real Baby.

CLEANING

My Real Baby is surface washable only.

FCC STATEMENT:

This equipment has been tested and found to comply with the limits for a Class B digital device, pursuant to part 15 of the FCC Rules. These limits are designed to provide reasonable protection against harmful interference in a residential installation. This equipment generates, uses and can radiate radio frequency energy, and, if not installed and used in accordance with the instructions, may cause harmful interference to radio communications. However, there is no guarantee that interference will not occur in a particular installation. If this equipment does cause harmful interference to radio or television reception, which can be determined by turning the equipment off and on, the user is encouraged to try to correct the interference by one or more of the following measures:

- Reorient or relocate the receiving antenna.
- Increase the separation between the equipment and the receiver.
- Consult the dealer or an experienced radio/TV technician for help.

Changes or modifications not expressly approved by the party responsible for compliance could void the user's authority to operate the equipment.

WE REALLY DO CARE!

If you have any questions, or need to replace the bottle or diaper that came with this product, please call 1-800-327-8264

Or write (include name, address and phone number):

Hasbro, Inc.
Consumer Affairs
P.O. Box 200
Pawtucket, RI 02862-0200

FILLING: ALL NEW MATERIALS:
95% POLYESTER FIBER
5% POLYURETHANE FOAM

Product and colors may vary.
© 2000 Hasbro, Inc. All Rights Reserved.
® denotes Reg. U.S. Pat. & TM Office.
66835/66838/66840 P/N 4881240000

My Real Baby™

Problem Solvers

<i>What's the problem?</i>	<i>Here's the solution...</i>
My doll's face moves very slowly	Her batteries may need changing soon. Replace them when she says "Bye bye."
My doll does not wake up. When I press her ON/OFF button, she says "Bye-bye."	When your doll says "Bye-bye," it is her way of telling you she needs new batteries. Replace batteries as indicated in the instructions.
My doll does not wake up when I press her ON/OFF button.	Your doll's batteries may be dead and should be replaced as indicated in the instructions.
I put new batteries in my doll, but she doesn't do anything.	When you first put batteries in your doll, she's in a deep sleep. You must press the ON/OFF button to wake her up.
My doll behaves unusually or doesn't wake up, but I know the batteries are good.	Try removing all her batteries and putting them all back correctly, as indicated in the instructions. Make sure all her batteries are equally fresh, and are installed tightly in her battery compartment.
My doll does not respond appropriately diaper change. She does not respond with excitement, and/or keeps crying to be changed.	Make sure you change your doll in a brightly lit area. Her diaper sensor is sensitive to light, so it may be necessary to increase the amount of light to the diaper area.
Tickling my doll's feet does not make her giggle or laugh.	Gently squeeze her entire foot in your hand while tickling it.
My doll does not respond to the bottle when I place it in front of her face.	Put the bottle's tip right on her bottom lip for a response.
My doll doesn't respond when I bounce her.	Keep bouncing her for several seconds. Try sitting her up and bouncing her on your knee. Sometimes she may need to finish what she's saying or doing before she responds.
Sometimes my doll doesn't respond when I try to play with her.	Sometimes when she is hungry or needs a diaper change, she will get too upset to giggle or play. Feed her and/or change her diaper and she will feel better. Or simply wait a little while and she will want to play again.

My doll doesn't burp.	Keep patting your doll's back with your whole hand, and be patient. Sometimes babies take a little longer to burp.
I hold my baby upright firmly by her sides for more than a few seconds, but she doesn't wake up.	If it has been more than a half hour since the last time you played with her, she will be fast asleep, and will need you to press her ON/OFF button to wake her up.
My doll won't fall asleep when I rock her.	Sometimes, if your baby is excited or upset, it may take her longer to go to sleep. Make sure you are holding your baby snugly and horizontally, so she knows it is time to go to sleep. Be sure not to tickle her feet, or she might think it's time to wake up and play.
My doll doesn't say any words.	Your baby may not be old enough yet. As she develops, she will start talking.
I want my doll to go back to being a little baby again.	With the point of a pencil, press her reset button (the small, recessed button to the left of the ON/OFF button). Be sure to press the button all the way in, until you hear a beep.
I want to make the doll go to sleep immediately.	Press the ON/OFF button on her back, until you hear a beep. The doll will fall asleep immediately, and not wake up until the ON/OFF button is pressed again.
My doll is crying.	Give her bottle to her or change her diaper.
My doll is hungry but I can't find the bottle.	Put the thumb from her left hand into her mouth to suck. She will be very satisfied with sucking her thumb, and feel almost as good as being fed with her bottle.
My doll goes to sleep quickly when I want to have a tea party.	Sit your doll upright, in a chair or against a pillow, and she will play with you for at least 5 minutes before getting sleepy.
My doll fell asleep, but I still want to play with her.	Your baby probably got sleepy. Wake her up by holding her upright by her sides, or pressing the ON/OFF button on her back.
Will my baby get sick?	No. She will stay healthy, so mommies don't need to worry.
I hug my baby, and she doesn't say anything.	Just like a real baby, your baby doesn't always do the same thing over and over again. Hug her often!

If you have any questions, please call 1-800-327-8264.