



WARNING:

CHOKING HAZARD- Small parts.
Not for children under 3 years.

AGES 3+

60152/60151 Asst.

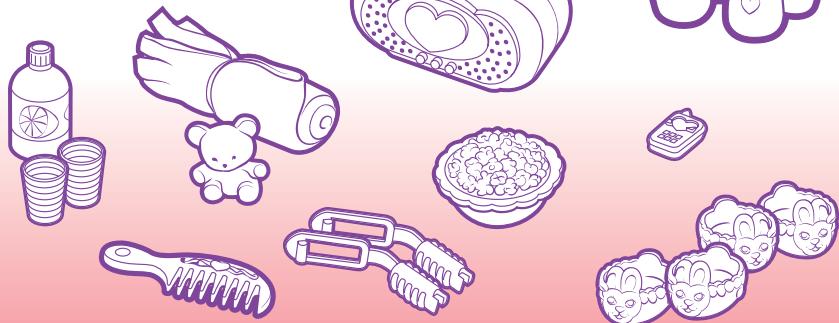


Moonlight Celebration with Moondancer™

Thank you for purchasing this My Little Pony® toy! For maximum play value, please read and follow instructions carefully.

Includes 2 x 1.5V "AAA"/R03 batteries. Alkaline batteries recommended. Phillips/cross head screwdriver (not included) needed to replace batteries.


Includes MOONDANCER pony figure, boom box, sleeping blanket, teddy bear, 4 bunny slippers, bottle of soda, 2 cups, bowl of popcorn, portable phone, 2 curlers, comb.




PLAYTIME

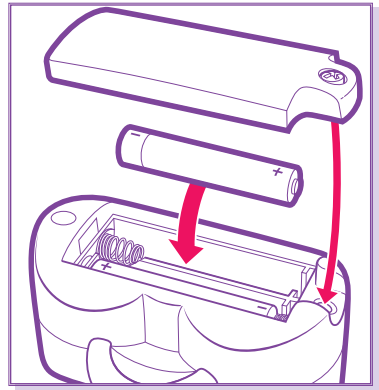
To play music, touch heart on boom box with front foot of pony figure.

Boom box plays a party song and a lullaby; plays one song each time it is activated by pony figure.



To Replace Batteries

Use a Phillips screwdriver to loosen screw in battery compartment door (screw remains attached to door). Remove door. Remove exhausted batteries and replace with 2 fresh "AAA" alkaline batteries. Replace door and tighten screw. 



CAUTION: TO AVOID BATTERY LEAKAGE

- 1) As with all small batteries, the batteries used with this toy should be kept away from small children who still put things in their mouths. If they are swallowed, promptly see a doctor and, in the U.S., have the doctor phone (202) 625-3333 collect, or, in Canada, have the doctor call your provincial Poison Control Centre.
- 2) Make sure the batteries are inserted correctly and always follow the toy and battery manufacturers' instructions.
- 3) Do not mix old batteries and new batteries or alkaline, standard (carbon zinc) or rechargeable (nickel-cadmium) batteries.

IMPORTANT: BATTERY INFORMATION

Please retain this information for future reference.

Batteries should be replaced by an adult.

CAUTION:

- 1) Always follow the instructions carefully. Use only batteries specified and be sure to insert them correctly by matching the + and - polarity markings.
- 2) Do not mix old batteries and new batteries, or standard (carbon-zinc) with alkaline batteries.
- 3) Remove exhausted or dead batteries from the product.
- 4) Remove batteries if product is not to be played with for a long time.
- 5) Do not short-circuit the supply terminals.
- 6) Should this product cause, or be affected by, local electrical interference, move it away from the other electrical equipment. Reset (switching off and back on again or removing and re-inserting batteries) if necessary.
- 7) RECHARGEABLE BATTERIES: Do not mix these with any other types of battery. Always remove from the product before recharging. Recharge batteries under adult supervision. DO NOT RECHARGE OTHER TYPES OF BATTERIES.
- 8) As with all small items, these batteries should be kept away from children. If swallowed, seek medical attention immediately.

FCC Statement

This device complies with part 15 of the FCC Rules. Operation is subject to the following two conditions: (1) This device may not cause harmful interference, and (2) this device must accept any interference received, including any interference that may cause undesired operation. This equipment has been tested and found to comply with the limits for a Class B digital device, pursuant to part 15 of the FCC Rules. These limits are designed to provide reasonable protection against harmful interference in a residential installation. This equipment generates, uses and can radiate radio frequency energy, and, if not installed and used in accordance with the instructions, may cause harmful interference to radio communications. However, there is no guarantee that interference will not occur in a particular installation. If this equipment does cause harmful interference to radio or television reception, which can be determined by turning the equipment off and on, the user is encouraged to try to correct the interference by one or more of the following measures:

- Reorient or relocate the receiving antenna.
- Increase the separation between the equipment and receiver.
- Consult the dealer or an experienced radio/TV technician for help.

