



## WARNING:

CHOKING HAZARD- Small parts.  
Not for children under 3 years.

AGES 3+

60195/60337 Asst.

my  
little  
Pony™

## Twirling Fun with Loop-De-La™

Thank you for purchasing this MY LITTLE PONY  
toy! For maximum play value, please read and follow  
instructions carefully.



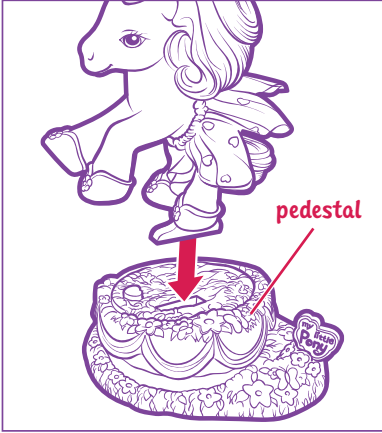
Batteries included. Replace with  
2 x 1.5V "AAA" or R03 size  
batteries. Alkaline batteries  
recommended. Phillips/cross  
head screwdriver (not  
included) needed to replace  
batteries.

Includes LOOP-DE-LA pony  
figure, pedestal base,  
2 removable ballet  
slippers, tutu, bouquet  
of flowers and brush.



# PLAYTIME

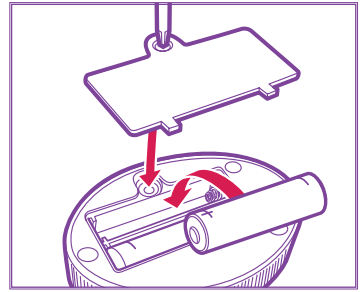
To light up tiara, attach pony to pedestal (you will hear a click when it is firmly in place). To reactivate lights when they go off, press button as shown.



Push pedestal forward to make pony spin!

## TO REPLACE BATTERIES

Use a Phillips/cross head screwdriver to loosen screw in battery compartment door (screw remains attached to door). Remove door. Remove exhausted batteries and replace with 2 x 1.5V fresh “AAA” or R03 size batteries. Alkaline batteries recommended. Replace door and tighten screw.



## CAUTION: TO AVOID BATTERY LEAKAGE

1. As with all small batteries, the batteries used with this toy should be kept away from small children who still put things in their mouths. If they are swallowed, promptly see a doctor and, in the U.S., have the doctor phone (202) 625-3333 collect, or, in Canada, have the doctor call your provincial Poison Control Centre.
2. Make sure the batteries are inserted correctly and always follow the toy and battery manufacturers' instructions.
3. Do not mix old batteries and new batteries or alkaline, standard (carbon zinc) or rechargeable (nickel-cadmium) batteries.

## IMPORTANT: BATTERY INFORMATION

Please retain this information for future reference.

Batteries should be replaced by an adult.

## CAUTION:

1. Always follow the instructions carefully. Use only batteries specified and be sure to insert them correctly by matching the + and – polarity markings.
2. Do not mix old batteries and new batteries, or standard (carbon-zinc) with alkaline batteries.
3. Remove exhausted or dead batteries from the product.
4. Remove batteries if product is not to be played with for a long time.
5. Do not short-circuit the supply terminals.
6. Should this product cause, or be affected by, local electrical interference, move it away from other electrical equipment. Reset (switching off and back on again or removing and reinserting batteries) if necessary.
7. RECHARGEABLE BATTERIES: Do not mix these with any other types of battery. Always remove from the product before recharging. Recharge batteries under adult supervision. DO NOT RECHARGE OTHER TYPES OF BATTERIES.
8. As with all small items, these batteries should be kept away from children. If swallowed, seek medical attention immediately.

## FCC Statement

This device complies with part 15 of the FCC Rules. Operation is subject to the following two conditions: (1) This device may not cause harmful interference, and (2) this device must accept any interference received, including any interference that may cause undesired operation. This equipment has been tested and found to comply with the limits for a Class B digital device, pursuant to part 15 of the FCC Rules. These limits are designed to provide reasonable protection against harmful interference in a residential installation. This equipment generates, uses and can radiate radio frequency energy, and, if not installed and used in accordance with the instructions, may cause harmful interference to radio communications. However, there is no guarantee that interference will not occur in a particular installation. If this equipment does cause harmful interference to radio or television reception, which can be determined by turning the equipment off and on, the user is encouraged to try to correct the interference by one or more of the following measures:

- Reorient or relocate the receiving antenna.
- Increase the separation between the equipment and receiver.
- Consult the dealer or an experienced radio/TV technician for help.

