

NERF

ACTION BRAND


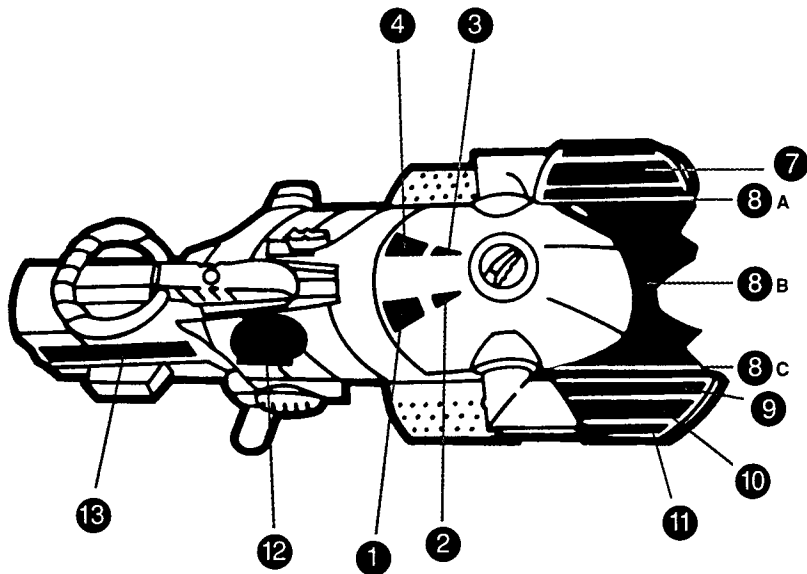


AGES 6 AND UP

CAUTION:
DO NOT AIM AT EYES OR FACE.

Strong Arm™ Blaster

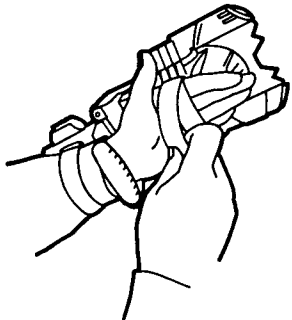
① Apply labels using the numbers on the label sheet and using these illustrations as a guide.



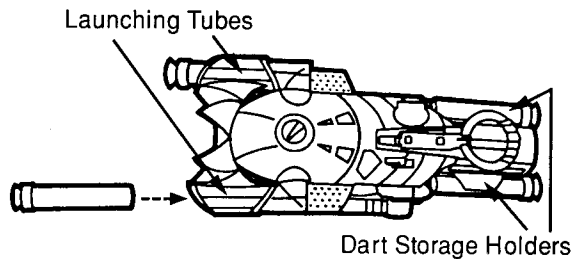
Kenner®

© 1996 HASBRO, INC.,
Pawtucket, Rhode Island 02862.
All Rights Reserved.
Made in Mexico.

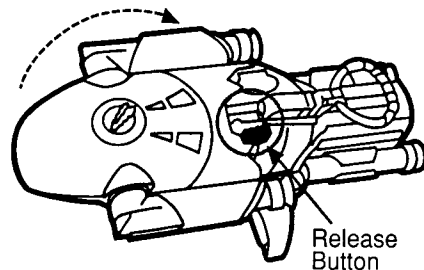
- ② Put left hand through both fabric straps. Tighten straps around arm and at palm.



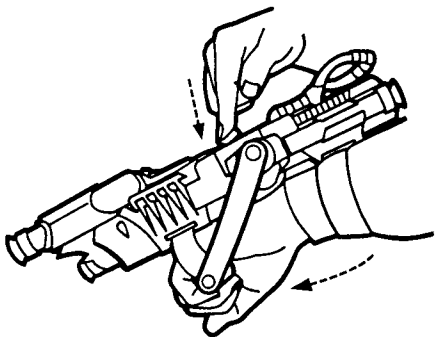
- ③ Load two darts all the way into the launching tubes in front. Store two darts in the holders on the back.



- ④ Rotate launching tubes backwards until they lock in place under the release button.

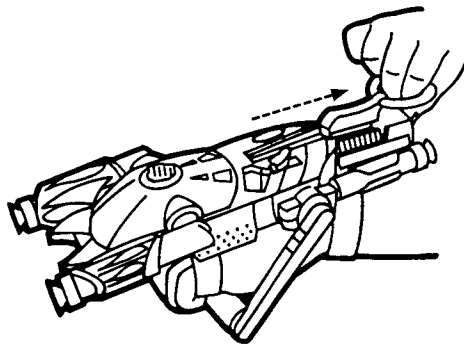


- ⑤ Push release button to set launchers for firing. At the same time, the handle flips up into the palm. Hold onto it.



Hold onto Handle

- ⑥ To cock, pull back ring until you hear a click.



- ⑦ Select a dart to be fired by turning the selector switch toward it. Then push cocking ring forward to fire.

