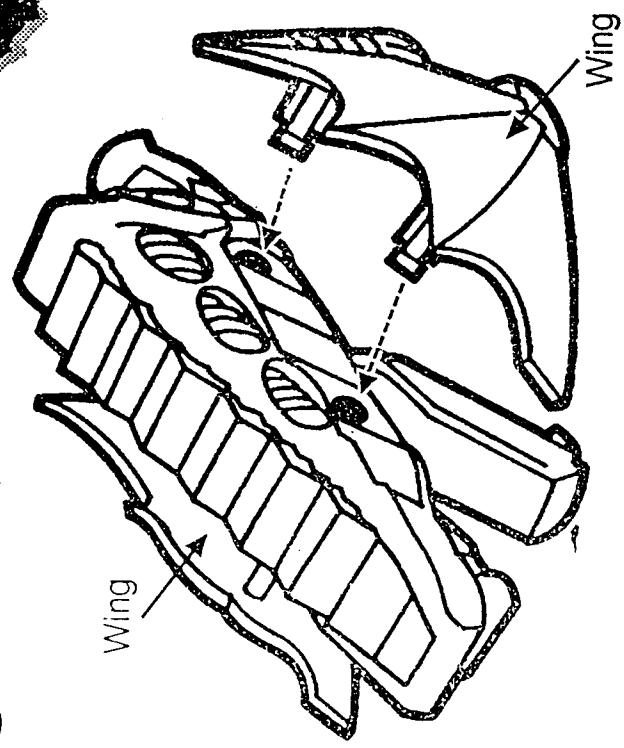


NERF


LASER FANG MAX FORCE

AGES 6 AND UP

1 Snap wings onto body.



2 Apply labels to each wing as shown.



61338

Kenner


© 1996 HASBRO, INC.
Pawtucket, Rhode Island 028
All Rights Reserved

BLASTER MADE IN CHINA
DARTS MADE IN MEXICO
U.S. Patent Pending

CAUTION: DO NOT AIM AT EYES OR FACE.

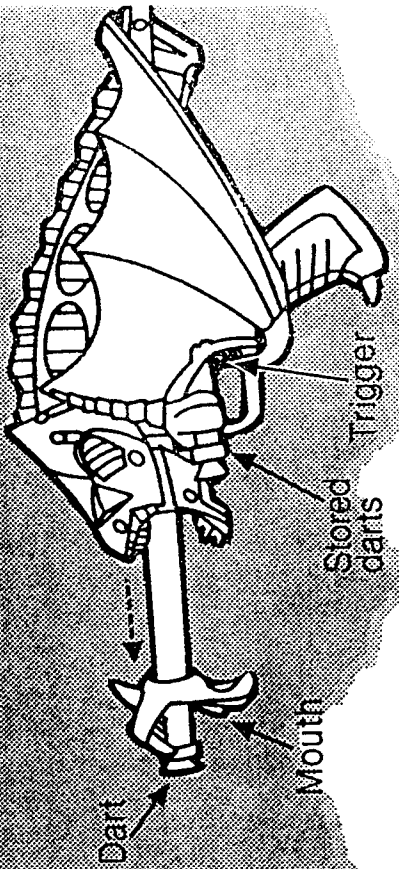
532820.01

3 Loosen screw with a Phillips head screwdriver to open battery compartment. Insert two AA batteries as shown. Close battery compartment door and screw it closed.

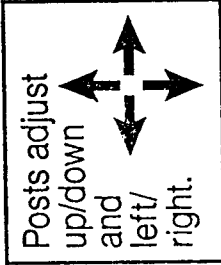
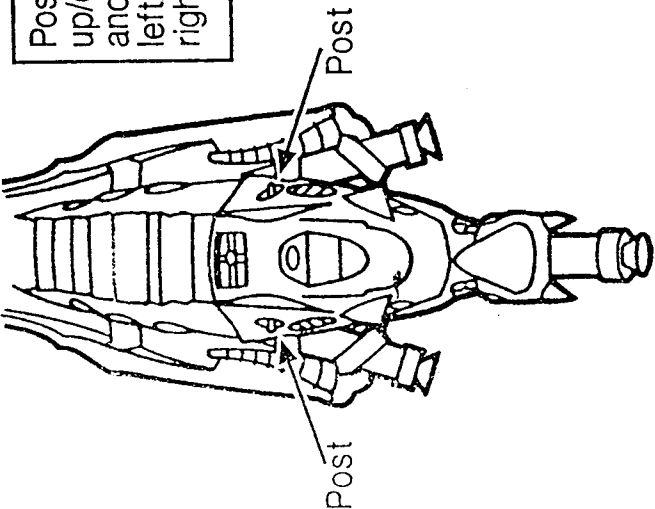


CAUTION: To avoid battery leakage: 1) Be sure to insert the batteries correctly and always follow the toy and battery manufacturer's instructions. 2) Do not mix old and new batteries or alkaline, standard (carbon-zinc) or rechargeable batteries. 3) Always remove exhausted or dead batteries from the product.

4 Load dart all the way into mouth as shown. Pull mouth out to cock. Pull trigger part-way to activate "laser" aiming device. Pull trigger all the way back to fire. Extra darts may be stored in wings as shown.



5 "Laser" aiming device can be adjusted using the posts on either side of the lens.



When it becomes necessary to replace the bulb, open the door with a coin. Remove old bulb, replace it with Phillips E-10 bulb. Close Door.

