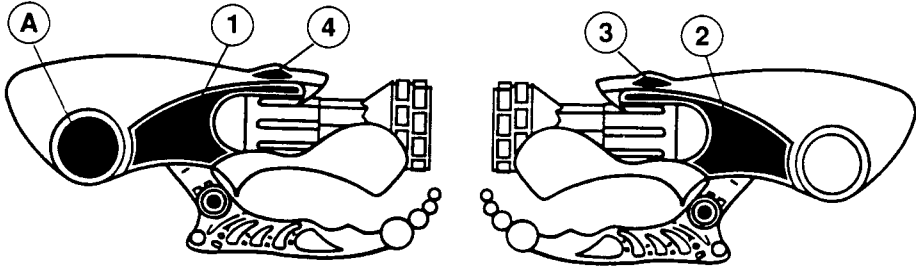
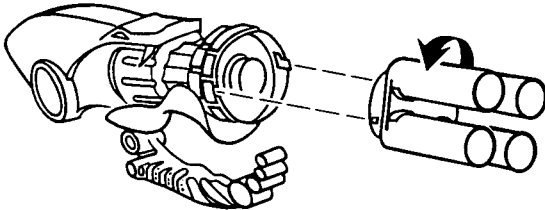




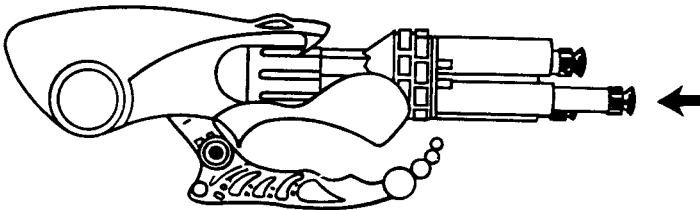
*Rattler*TM



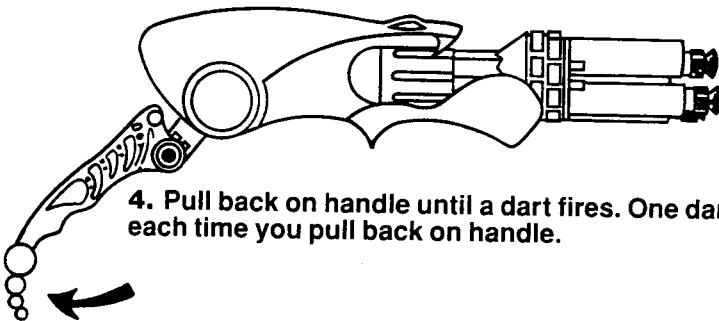
1. Apply labels using the letter/numbers on the label sheet and these illustrations as a guide.



2. Attach barrels by lining up pins on the barrel with slots in the base. Turn in the direction of the arrow to lock in place.



3. Load the four darts *all the way* into barrels.



4. Pull back on handle until a dart fires. One dart fires each time you pull back on handle.

Kenner

© 1994 Kenner, a division of Tonka Corporation, Cincinnati, Ohio 45202