


NERF®

PLAY YOUR GAME™

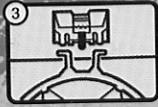
Assembly Instructions




1. Push the hoop bracket through the hole from the back. Make sure it "snaps" into place. Then slide the metal clip in place from the back to secure the hoop bracket to the backboard.



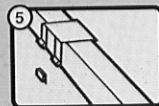
2. Hoop and Net: Hold hoop with solid edge up and cored out edge down. Determine which end of the net has the larger loops. Twist and loop the ends of the net over each hook located on the inside of the hoop as shown. Tug each loop to secure it.



3. Slide netted hoop into place as shown. Make sure the hoop snaps into the hoop bracket before rotating the hoop up for play.



4. Insert door bracket into backboard.



5. Place door bracket with assembled backboard and net over the top of a door.



OVERSIZED
BACKBOARD
WITH COOL
GRAPHICS


NERF MINI
BASKETBALL

TOUGH HOOP
AND NET

NERFOOP®

NERFOOP is the ultimate basketball experience! Play and practice just like the pros! Complete with a stylin' backboard, tough hoop and super cool NERF basketball, you can shoot and SLAM DUNK like your favorite players!

Check out and Collect
all the cool NERFOOP designs!



© 2003 Hasbro, Pawtucket, RI 02862 USA. All Rights Reserved
® denotes Reg. U.S. Pat. & TM Office. Hasbro Canada, Longueuil, QC, Canada J4G 1G2.

MADE IN CHINA.

