

NICKELODEON™

Boredom Buster Kit™

BORED? We Have the Answer!
It's here! Right in your hands.
The Nickelodeon Boredom Buster
Kit. And it's packed with more
than 10 certifiably Yawn-Proof

projects and games to cut out, create and glue.

Any Sticky Questions? We have 2 glues to use inside! Non-permanent glue in a handy stick—the **Stick It Down, Move It Around Glue Stick**. This is the stuff that lets you move things around once they've been stuck. There's also permanent **White Glue** in a bottle. Things glued with this muck stay stuck! (SO DON'T MIX THEM UP!)

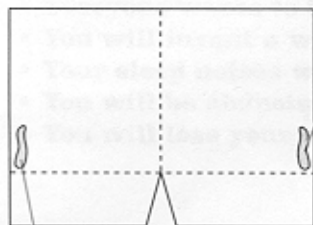


**Stick it Down,
Move it Around
Glue Stick**



**White Glue -
Permanent**

NOTE: If you spill White Glue, use a warm, damp cloth to clean it up before it dries. Use a damp cloth to clean any objects that have Glue Stick residue left on them.

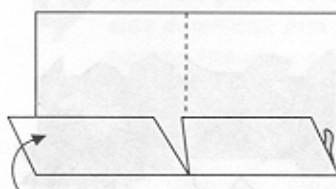


Dot White
Glue here!

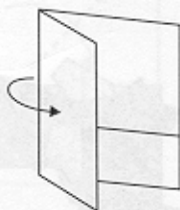
Dot White Glue here!

YOUR HOLDER FOLDER

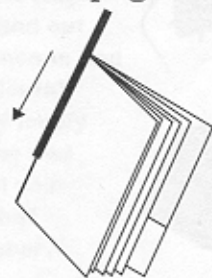

Make this folder first to keep all your Boredom Buster stuff inside. Carefully cut it out of the folder sheet. Then fold it, glue it and stash these pages inside!



Fold and
press
together.



Cut out
booklet's
pages one-
at-a-time
along the
dotted
lines.



Slide the plastic
spine over the
fold to hold in
the pages!

HEAD HUNTING

Discover the **Headless Wonders** on pages 15-16.
Then it's time for YOU to go head hunting! Here's how!

1 Cut out some heads for these folks from magazines, catalogs and old family photos (THOSE YOU CAN CUT UP, THAT IS!).

2 Use the Glue Stick to stick them on the **Headless Wonders** on pages 15-16.

3 Now put words in their mouths! Write your own captions, too, using talk balloon shapes. Punch out the stencil from the big cardboard parts sheet. Use it to trace a talk balloon on plain paper. Cut out the talk balloon and stick it on the picture with the Glue Stick. Then write your saying!

Tired of what you wrote? Stick your old stuff inside your Holder Folder and create something new!



DON'TS:
Don't use the permanent White Glue.

TALKING TAGS

Do you have something to say? Well, say it! Say it outside your door with a KnobNotice or say it on the kitchen table with a Sign-a-gram. Say it anywhere to anyone! Here's how:



1 Punch out the KnobNotice from the big cardboard parts sheet (and the Sign-a-gram from the cardboard platform).

3 Cut out your head from an old school photo (YOU MAY NEED PERMISSION FIRST); or cut a head out of a magazine and glue it onto the body with the Glue Stick.

5 Hang the KnobNotice from any doorknob. Place the Sign-a-gram on tables, school lockers or in windows!

2 Cut out a body from the **Body Snatcher** pages 17-19 (or from magazines!) and glue it onto your tag with the Glue Stick.

4 Trace a talk balloon on plain paper with the cardboard stencil, cut it out, and use the Glue Stick to stick it over the head. Write in your message, or use one from page 21.

To reuse, just peel off heads and bodies and stash them inside your Holder Folder. Then create new Talking Tags!

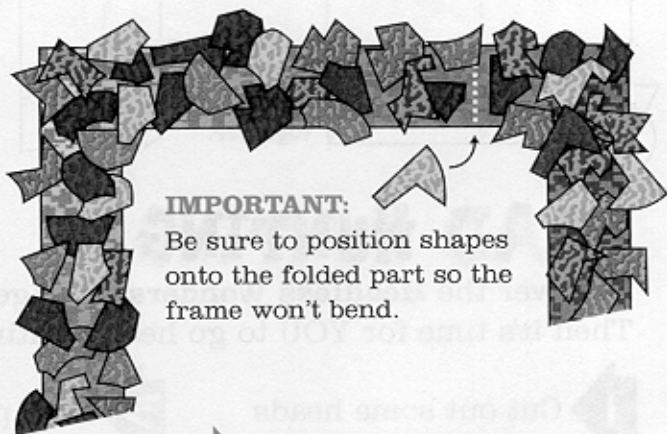


DON'TS:
Don't use the permanent White Glue.



FRAME OF FAME!

Frame your famous face with your artwork. Or frame your artwork with your artwork! All it takes is permanent White Glue. So do it!



IMPORTANT:
Be sure to position shapes onto the folded part so the frame won't bend.

1 Punch out the frame from the big cardboard parts sheet. Punch out the colorful shapes from the other cardboard parts sheet.

2 Position the shapes around the frame. Add, overlap and stack them with other shapes, stickers, small photos, charms, or magazine cutouts. Stand back and admire your work. (AREN'T YOU THE GREATEST?)

3 Add permanent White Glue to the back of each piece and stick it onto the frame. Let dry.

Excellent! Your own Frame of Fame! Now go frame someone or something. (HOW ABOUT THE COMPUTER?)

FINGERS OF FATE

You'll have the future in your hands—but only after you assemble the all-knowing Fingers of Fate. Follow closely and let your fingers tell the future.

- 1** Take one paper sheet from the pad. Cut out the Fingers of Fate square. Write the fortunes in the 8 white triangle spaces. Use the following fortunes and make some up! (WRITE SMALL!)

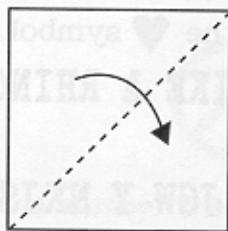


Fortune

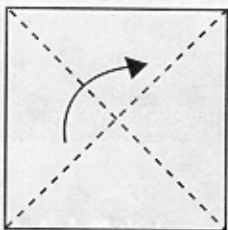
THE FORTUNES!

- Your likeness will mysteriously appear in meatloaf.
- Everyone wants to be like you.
- You will invent a world-famous insult.
- Your sleep noises will become a hit record.
- You will be abducted by aliens.
- You will lose your lunch.

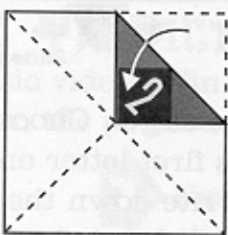
- 2** Turn the paper color-side down and fold in half on the diagonal. Then unfold it flat.



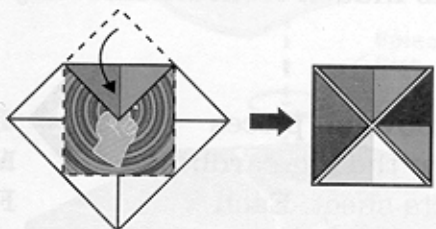
- 3** Now fold in half on the other diagonal, so the line crisscrosses the first fold. Unfold it flat.




- 4** Fold each corner in, so all meet in the middle. (SEE-YOU GET A SMALLER SQUARE!)



- 5** Now turn it over and fold each new corner into the middle. (MAKING IT A MUCH SMALLER SQUARE!)



- 6** Fold it in half to get a rectangle. Open it up flat. Then fold it up in half, making another rectangle. Now you've got pockets underneath! Stick your thumb and forefinger of each hand into the 4 pockets and open up the Fingers of Fate! (YOU SHOULD HAVE 4 POINTS IN THE AIR!)



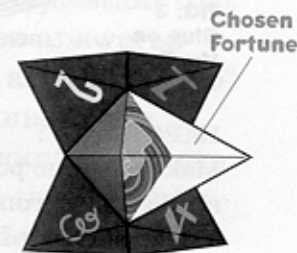
- 7** Ask someone to choose a number from 1 to 4. Open and close the Fingers of Fate (in and out sideways, then in and out North/South), counting off loudly each opening and closing until you have said that chosen number.



- 8** Now ask that same someone to choose one of the colors shown inside the Fingers of Fate. Count off each letter of the color (like P-I-N-K), opening and closing the Fingers of Fate (4 times for P-I-N-K!).



- 9** Ask that same someone to choose a color shown inside. Lift up the flap and read the fortune your fingers have foreseen.



SECRET MESSAGE DECODERS

It's Top Secret! You and your friend will be the only ones who can break the code of your secret notes! Keep your thoughts hidden from whomever you want!

1 Remove all pieces from the big cardboard parts sheet. Each decoder has 6 pieces. Glue together (SEE BELOW!) using the permanent White Glue.

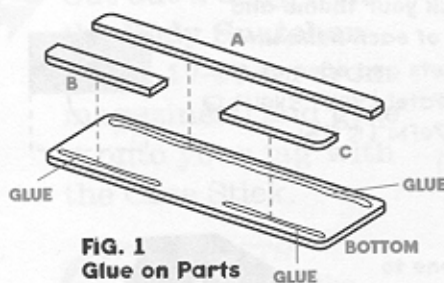


FIG. 1
Glue on Parts A, B and C.

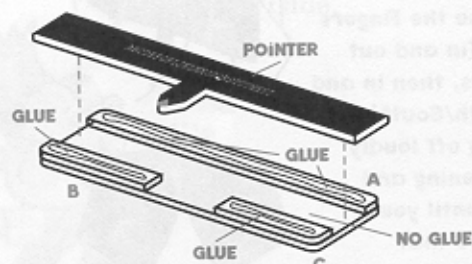


FIG. 2
Apply a little bit of White Glue to Parts A, B and C. Place Pointer in open area. (Don't get any glue on the Pointer!)

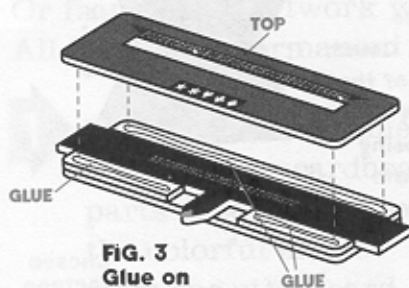
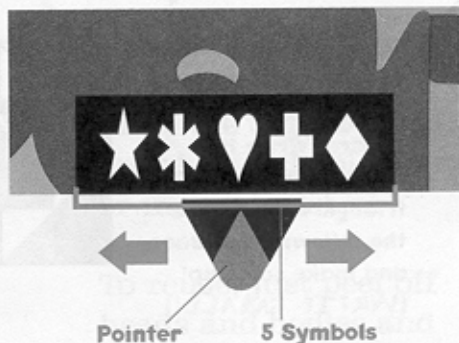


FIG. 3
Glue on the Top.

IMPORTANT:

Make sure the pointer slides easily from side-to-side.

2 **To Code Your Message:**
First select your symbol by lining up the pointer to one of the 5 code symbols shown at right.



3 Then write out your message. To code it, use the mixed-up alphabet letters above the normal alphabet that appears in the window. (The letters line up in different ways above the normal alphabet depending upon which symbol you've decided to use!)

For Example:

If you point to the ♥ symbol, the message:
YOU SMELL LIKE A RHINO'S ARMPIT
becomes:

IAX VDWFF FJGW Y NKJSA'V YNDMJC



To Decode a Message: Choose a symbol. Then find the secret note's first letter on the top (the mixed-up alphabet) and write down the letter that appears in the window below it! Try each symbol until you can recognize the first word of the secret note!

You can send any message as long as your friend has a decoder. Let your friend know the code symbol, if you want!



TWO DIZZY GAMES TO MAKE

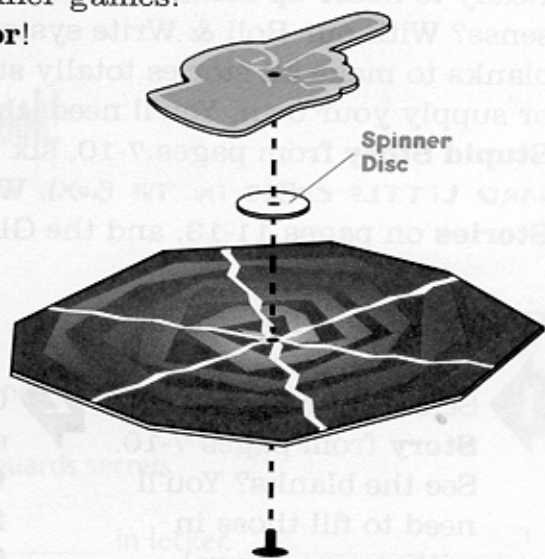
What goes around and around? These two dizzy spinner games!

Get ready to play **Truth or Dare** or **Psychic Predictor**!

To Make Spinner:

1 Punch out spinner board and pointer from the cardboard platform. Punch out one spinner disc from the big cardboard parts sheet.

2 Assemble the spinner board, pointer and disc with the plastic button.



Now Play **TRUTH OR DARE!**

Be honest or be daring! It's that simple!

1 On a sheet of paper, write out the revealing questions from the list below (OR MAKE UP YOUR OWN). Then cut them out. Put them facedown in a pile.

2 Cut out 6 **Dares** from page 23 (OR MAKE UP YOUR OWN). Stick them onto the 6 spinner sections with the Glue Stick.

3 One person draws a question. That person must read it aloud and then answer it **HONESTLY**—or spin a Dare! If he or she spins, he or she must do the Dare! Continue playing, taking turns.

THE QUESTIONS!

- Do you have a crush on anyone? If so, who?
- What is in your room that doesn't belong there?
- Describe the items you sleep with.
- Describe how your parents embarrass you.
- Tell a funny joke you've played on someone.
- Tell one thing you're glad you didn't get caught doing.
- When was the last time you took a shower or a bath?



DON'TS:
Don't use the permanent White Glue.

Now Play **PSYCHIC PREDICTOR!**

Will you dance in a music video? Win at soccer?

With the flick of a finger, the power to know all is yours.

1 Cut out 6 **Psychic Predictions** from page 23 (OR MAKE UP YOUR OWN).

2 Use the Glue Stick to stick them onto the spinner.

3 Ask a question that can be answered with a "yes" or "no" response. Spin the pointer and see what the **Psychic Predictor** reveals.



DON'TS:
Don't use the permanent White Glue.

STUPID STORIES

Ready to make up some stupid stories that make no sense? With our Roll & Write system, just fill in the blanks to make all stories totally stupid! Use our words or supply your own. You'll need: the cardboard stencil, a **Stupid Story** from pages 7-10, six Blank Dice (THOSE HARD LITTLE CUBES IN THE BOX), **Words for Stupid Stories** on pages 11-13, and the Glue Stick.



Get the Dice Ready!

- 1** Select your **Stupid Story** from pages 7-10. See the blanks? You'll need to fill those in with nouns, plural nouns, adjectives, verbs, adverbs or exclamations (see examples below!) (THESE ARE WORD TYPES!)
- 2** Choose 6 words from each word type needed to complete the blank fill-ins. See **Words for Stupid Stories** on pages 11-13—or make up your own.
- 3** Use the stencil's square shape to trace and cut out words.
- 4** Attach words to dice with Glue Stick. Use only one word type per die. (For example, all nouns would be on one die, all verbs on another, etc.) Use the extra die for any one word type.



DON'TS:
Don't use the permanent White Glue.

Now You're Ready to Roll & Write!

- 1** Roll the dice and fill in the blanks with words you roll.
- 2** After you've filled in all the blanks by yourself (or by taking turns filling them in with a friend), read the story out loud. (CAN YOU KEEP A STRAIGHT FACE?)
- 3** For more **Stupid Stories**, create your own or cut out new stories using newspapers or magazines. Just cross out some of the words. You can then create your own new words or pick new ones from pages 11-13. Just peel off any dice words you want to save and stash them inside your Holder Folder. Here are some word type hints:

NOUNS are individual people, places or things (like a best friend, a carnival or a belly button).

PLURAL NOUNS are multiple persons, places or things (like bugs, zits, toenails and tacos).

ADJECTIVES describe nouns (like grungy, lame, slimy and warty).

VERBS are action words (like drool, ooze, smell and burp). You may have to add an "ed" or "s" to some.

ADVERBS describe the action (like smartly, strangely, angrily and wildly).

EXCLAMATIONS are words you blurt out (like YUCK!, GROSS!, COOL! and HELP!).

STUPID STORIES

Roll the dice (using words on pages 11-13) to fill in these blanks!

Who's Who in this Year's Yearbook!



Messy _____
(FRIEND'S NAME)

Favorite slogan, "Who'll save my _____?"
(NOUN)

Known for _____ dance steps.
(ADJECTIVE)

A loner who _____ guards secrets.
(ADVERB)

Thought to have hidden _____ in locker. _____!
(PLURAL NOUN) (EXCLAMATION!)

Cleans _____ for a hobby. Could have a
(PLURAL NOUN)
_____ career!
(ADJECTIVE)



"Rock & Roll" _____
(FRIEND'S NAME)

Favorite slogan, "Play it, don't _____ it."
(VERB)

Honors in Music and _____ Wrestling.
(ADJECTIVE)

Goal: To go on the road with the _____ band.
(ADJECTIVE)

Has _____ pierced. _____!
(NOUN) (EXCLAMATION!)

Thought of as the _____ after the _____ concert.
(NOUN) (ADJECTIVE)



Fashionable _____
(FRIEND'S NAME)

Favorite slogan, "I'll _____ it on, but it's _____."
(VERB) (ADJECTIVE)

Known for _____
(ADJECTIVE) (PLURAL NOUN)

Honors in Home Ec. and _____
(NOUN)

When voted Best Dressed, everyone screamed. _____!
(EXCLAMATION!)

Really _____!
(EXCLAMATION!)

Never had a bad _____ day.
(NOUN)

STUPID STORIES (CONT.)

More Who's Who in this Year's Yearbook!



Popular _____
(FRIEND'S NAME)

Favorite slogan, "Being _____ is _____!"
(ADJECTIVE) (ADJECTIVE)

Honors in School Spirit and _____
(NOUN)

Perfect attendance record ruined at _____ game.
(ADJECTIVE)

Known for the _____ in locker. Appearance at
(NOUN)
_____ school dance made everyone _____
(ADJECTIVE) (VERB)
in amazement!

Our Favorite School Cafeteria Menu




Main Dish: _____ Meatloaf with _____ gravy
(EXCLAMATION!) (ADJECTIVE)

Side Orders: Mashed _____ or
(PLURAL NOUN)
Strained, _____ peas in a _____ sauce
(ADJECTIVE) (ADJECTIVE)

Beverage: _____ milk or _____ soda
(ADJECTIVE) (ADJECTIVE)

Dessert: _____ pudding with lots of _____ or
(ADJECTIVE) (NOUN)

Make-your-own _____ with _____ toppings
(NOUN) (ADJECTIVE)



STUPID STORIES (CONT.)


Here are some words to fill in all those Stupid Story blanks or you can create your own!



The TV Commercial for that True Getaway Vacation!

Now's the time to _____ up your life. At Club _____
(VERB) (NOUN)
you can swim, dance or be _____ all over. And our
(ADJECTIVE)
_____ are known worldwide! Sure, you can
(PLURAL NOUN)
spend money on _____ but if you need a
(PLURAL NOUN)
_____ vacation, now's the time to _____.
(ADJECTIVE) (VERB)
But hurry, there aren't enough _____ on the sundeck for
(PLURAL NOUN)
everyone. All our _____ guests agree, we're a little touch
(ADJECTIVE)
of _____ right here on Earth.
(NOUN)

Today's Action-Packed Movie Review!



Hold on for a _____ adventure at the movies! If crashing
(ADJECTIVE)
through _____ and smuggling _____ is
(PLURAL NOUN) (PLURAL NOUN)
more thrilling than your _____ life, you're in for a treat!
(ADJECTIVE)
If it's not, _____! With villains and _____
(EXCLAMATION!) (ADJECTIVE)
heroes, " _____ " is a movie you must see!
(NOUN)
It's full of _____ surprises and _____ acted scenes.
(ADJECTIVE) (ADVERB)
I rate it four _____.
(PLURAL NOUN)

Today's News: The Inside Scoop on Last Night's Party!



Exclusive! The Untold Story! A _____ party was held here.
(ADJECTIVE)

Twenty boys wearing _____ and _____ aliens were
(PLURAL NOUN) (ADJECTIVE)

eating _____. What a shock! A teacher and a _____
(PLURAL NOUN) (NOUN)

broke up when the host _____ everyone! For me, the party was
(VERB)

just _____!
(ADJECTIVE) (EXCLAMATION!)



Phone Call

_____ (ADJECTIVE)

Hello? I can't believe what my _____ friend did today!
(ADJECTIVE)

We were at the mall for _____ when we saw
(PLURAL NOUN)

several _____ staring at us. My friend _____
(PLURAL NOUN) (VERB)

them! I would have never _____ like that! I was _____
(VERB) (ADVERB)

mad. _____ is always doing _____ things
(FRIEND'S NAME) (ADJECTIVE)


like that. Oops! Got to go! Bye!



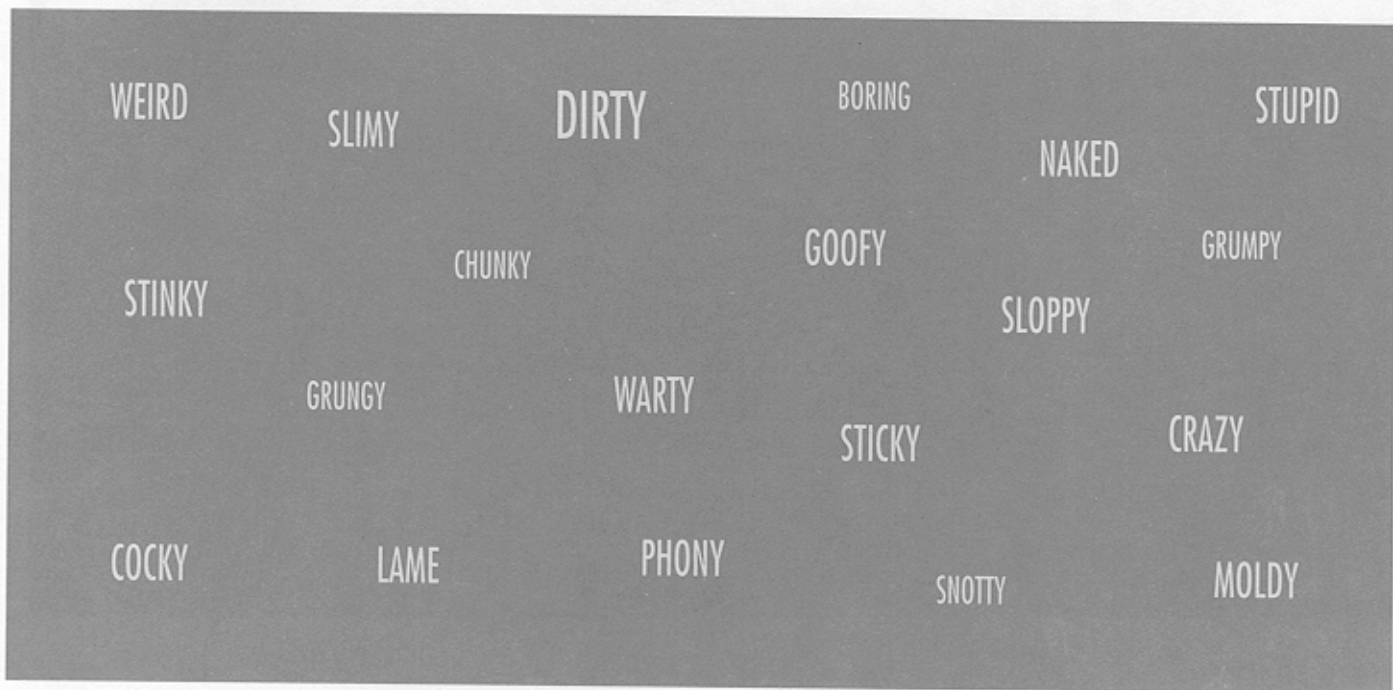
WORDS FOR STUPID STORIES

Here are some words to fill in all those **Stupid Story** blanks or you can create your own!

NOUNS (For PLURAL NOUNS just add an "s" when you fill in the blanks.)



ADJECTIVES



WORDS FOR STUPID STORIES


Here are some words to fill in all those stupid story blanks or you can create your own!

Today's News: The Inside Scoop on Last Night's Party!



Please Call

ADJECTIVES



MORE WORDS FOR STUPID STORIES

VERBS (You may have to add an "ed" or "s" when you fill in the blanks.)

HURL DUMP SMELL WHACK OOZE
SLURP BARF ZAP DROOL SNEEZE PIG
MUNCH SQUEEZE WIPE WHINE BELCH
OUT

ADVERBS

GREASILY ANGRILY SMARTLY GLADLY
STRANGELY WILDLY QUICKLY MUSICALLY

EXCLAMATIONS!

COOL! YIKES! EXCELLENT! OUCH!
YES! HOW RUDE!
GROSS! NO WAY! WAAA! YUCK!
OOOF! EEKKK!
UH-OH! WOW! GRRR! POW! HELP!

MORE WORDS FOR STUPID STORIES

Use the words you may have to add an "ed" or "s" when you fill in the blanks.

DOZE WHACK SNEEZE DUNK STURP
SNEEZE SNEEZE DROOL ZAP BAPT STURP
REICH WHINE WIPE SNEEZE WHACK



STURP WHACK SNEEZE WHACK
SNEEZE WHACK SNEEZE WHACK

WHACK WHACK WHACK WHACK
WHACK WHACK WHACK WHACK
WHACK WHACK WHACK WHACK
WHACK WHACK WHACK WHACK


© 1995 Scholastic Teaching Resources

HEAD HUNTING'S HEADLESS WONDERS

There's only one way to get a head—cut one out
and use the Glue Stick to stick it on!



MORE HEADLESS WONDERS



BODY SNATCHERS

Be a Body Snatcher! Cut these out and glue them with the Glue Stick to your **Talking Tags!**



Body MATCHERS! KNOW SELLER'S ERROR!

Be a Body Buyer! Cut these out and give them

to your friends to see if they can match them!



MORE BODY SNATCHERS

Cut out these messages and glue them with the Glue Stick onto your Talking Tegel!





TALKING TAG MESSAGES

Cut out these messages and glue them with the Glue Stick onto your **Talking Tags!**

**Do Not
Disturb**

**Free
Insults
Inside!**

**Maid
Wanted**

**GONE
FISHING**

**Beware:
Attack Gorilla**

**FORGET
ABOUT IT**

**Send
Junk Food
Now**

**OUT OF
MY FACE!**

**No Tips
for Pizza
Delivery**

**BUG
Off!**

**Electrified
Doorknob**

**On Strike:
No Chores**

**This
Space is
Reserved**

**Room
Service**

**Help
Wanted**

**Worm
Crossing**

TRUTH OR DARE!

To play **Truth or Dare!** on page 5, cut out 6 **Dares** below and glue them onto the spinner with the Glue Stick.

The Dares

Open the front door and yell:
"I am a quiet kid!"

Do 3 fake sneezes.

Stand perfectly still
for 1 minute.

Draw a self portrait.

Kiss a pillow with passion.

Dance the Twist
for 1 minute.

Make a fish face with
bubble sounds.

Comb your hair in the
opposite direction.

Crawl around barking like a dog.

Pinch your
nose and sing.

Smell the feet of the person
on the left (shoes off!).

PSYCHIC PREDICTOR!

To play **Psychic Predictor** on page 5, cut out 6 **Psychic Predictions** below and glue them onto the spinner with the Glue Stick!

The Psychic Predictions

IT'S NO LIE.

I wouldn't!

You've got a green light.

O.K. with me.

BET ON IT.

Everyone's against it!

I need to think
about that one.

Can't you see I'm busy?

Ask again.

Go for it.

Go to the next
question.

THUMBS UP!

Y-E-A-H!

Thumbs Down!

I Don't Know.

FAT CHANCE

No way!

ARE YOU
KIDDING?

Get Real!

Hey, why not?


Not in this
lifetime.

Can't tell
you yet!

TRUTH OR DARE!

To play Truth or Dare! on page 8, cut out 8 Dares below and glue them onto the spinner with the Glue Stick.

The Dares



PSYCHIC PREDICTOR!

To play Psychic Predictor on page 8, cut out 8 Psychic Predictions below and glue them onto the spinner with the Glue Stick!

The Psychic Predictions

No way!
Ask again.
I wouldn't!
You've got a green light.
ARE YOU KIDDING?
Go for it.
Go to the next question.
Got Real!
THUMBS UP!
Not in this
Y-A-H!Everyone's against it!

©1995 Nickelodeon. All Rights Reserved. Nickelodeon and all related titles, logos and characters are trademarks owned and licensed for use by Nickelodeon, a programming service of Viacom International Inc.

©1995 Milton Bradley Company. All Rights Reserved. 4542-XI

Milton Bradley Company
P.O. Box 1247
East Longmeadow, MA 01028