

# NINJA

## ELECTRONIC GAME

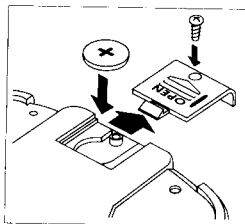
### 1 HOW TO WIN

Use your Ninja sword and Ninja star to defeat the terrible armies assembled against you! 5 stages of warfare! You have 3 chances. If you ever lose all 3 chances, you lose the game. To complete a stage, defeat the stageguard at the end of each stage! Complete stage 5 to WIN the game!

### 2 REPLACING THE BATTERY

When the battery need replacing, remove the battery compartment lid at the back of the game to take out the exhausted battery and install a new battery of LR 44,SR 44, or equivalent.

Do not use a rechargeable battery.



### 3 CAUTION



High temperature will destroy the unit. Do not leave unit in direct sunlight.



Do not press the liquid crystal display and avoid heavy shock or the display may fail.

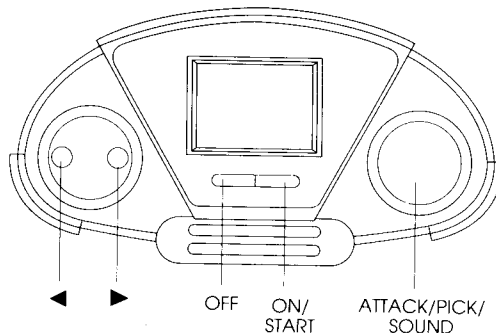


Clean only with a piece of soft dry cloth.

**CAUTION : BATTERIES SHOULD BE REPLACED BY ADULT.**

Replace battery at the first sign of erratic operation.

### 4 CONTROL GUIDE



ON/START

- To turn on the unit.
- To start the game.
- To start each stage.

OFF

- To turn off the unit.
- To attack (during game).

ATTACK/PICK/SOUND


- To pick bonus (during game).
- To control sound (on or off during pause).

JUMP ◀

- To jump up and land BACKWARDS (if standing in front position).

JUMP ▶

- To jump up and land FORWARDS (if standing in back position).
- To move forwards (if already standing in front position).



## 5 HOW TO PLAY

Pull the plastic tab from the battery area to energize your game! Press the ON/START button to turn on the unit. You'll hear an "On" beep, and the maximum score is displayed.

Press the ON/START button again to begin from stage 1! You begin with 3 CHANCES and a FULL ENERGY BAR. You lose energy when you move, use a weapon or you will be attacked. Lose all your energy and you lose a chance. Lose all 3 chances, and you lose the game! Pick the ENERGY BONUS when it appears on screen to restore energy!

Press the ATTACK button to attack! On ground level, you always attack with your SWORD. Pick up the NINJA STAR whenever you can! Press the ATTACK during jumping to throw the star! To defeat certain enemies (BLACK NINJA, NINJA BOSS, GRAND BOSS) you must use the NINJA STAR and not the sword! When you pick a NINJA STAR, you can use it 10 TIMES.

You will face many enemies who will attack you repeatedly:

ENEMY	STAGE:	1	2	3	4	5
BLACK FIGHTER		10	15	20	25	30
FLYING NINJA		1	15	20	25	30
BLACK NINJA		-	1	-	-	30
NINJA BOSS		-	-	1	-	30
GRAND BOSS		-	-	-	1	1

You must defeat the stageguard at the end of each stage in order to advance to the next stage. Stageguards are FLYING NINJA (Stage 1), BLACK NINJA (Stage 2), NINJA BOSS (Stage 3), GRAND BOSS (Stage 4), GRAND BOSS (Stage 5).

Number of hits to defeat enemies and what you will score:

ENEMY	SWORD	STAR	SCORE
BLACK FIGHTER	1	-	10
FLYING NINJA (Normal)	1	1	10
(As Stageguard)	5	5	50
BLACK NINJA (Normal)	-	1	10
(As Stageguard)	-	5	50
NINJA BOSS (Normal)	-	1	10
(As Stageguard)	-	5	50
GRAND BOSS(Stageguard)	-	5	50

The game pauses between stages. Press the ATTACK/PICK/SOUND button to turn SOUND on or off. Sound function can only be used during pauses.

Press the ON/START button when you're ready to begin each stage or after a GAME OVER.

Press the OFF button when you're finished playing. The game shuts off automatically after about 3 minutes of non-play.

© 1991 TIGER ELECTRONICS, INC.  
980 Woodlands Parkway,  
Vernon Hills, Illinois 60061, U.S.A.

86 - G089 - B310

PRINTED IN HONG KONG