

OPERATION[®] Skill Game SHREK[®] EDITION

INSTRUCTIONS FOR 1 OR MORE PLAYERS/AGES 6+

Life in the swamp has given Shrek some... let's say *unusual* ailments, which call for some sticky (and stinky!) "operations." You're his Doctor — so draw a card, grab the tweezers, and get to work! Earn big bucks by successfully removing funky Funatomy parts like Toe Jam and Ear Wax. When the game ends, the richest Doctor wins. Whatever the outcome, you're in for a Shrek of a good time!

OBJECT

Earn the most money by performing successful "operations" on Shrek.

CONTENTS

- Gameboard with Shrek "patient" and tweezers
- 24 cards • 12 Plastic Funatomy parts • Play money

THE FIRST TIME YOU PLAY

Carefully twist the 12 Funatomy parts off their runner. Discard the runner.

Remove the tweezers by pressing down on the front and gently sliding them out from under the notch. See Figure 1.

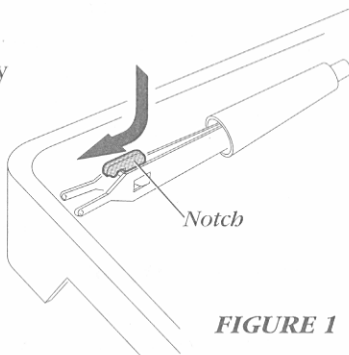


FIGURE 1

INSERT THE BATTERIES

Loosen the screw on the battery compartment, located underneath the game, and remove the door. Insert 2 "AA" size batteries (we recommend alkaline), making sure to match the + and - symbols with the markings in the plastic. See Figure 2. Then replace the door and tighten the screw.

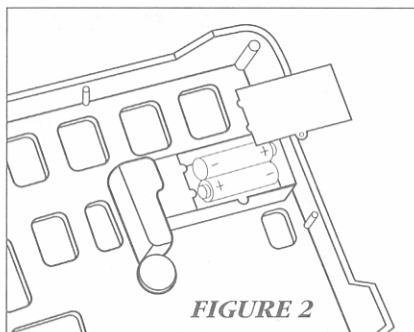


FIGURE 2



CAUTION: TO AVOID BATTERY LEAKAGE

- 1) Be sure to insert the batteries correctly and always follow the game and battery manufacturers' instructions.
- 2) Do not mix old and new batteries, or alkaline, standard (carbon-zinc) or rechargeable (nickel-cadmium) batteries.
- 3) Always remove weak or dead batteries from the product.

GAME SETUP

The Cards: Separate the cards into 2 decks: Doctor cards and Specialist cards. Shuffle the Specialist cards and deal them out faceup, one at a time, so that each player gets an equal number. Place any extra Specialist cards out of the game. Then shuffle the Doctor cards and place the deck facedown near the gameboard.

The Banker: Choose a player to be the banker. This player will pay the players for successful "operations." The banker places the money nearby, in piles by denomination.

The Funatomy Parts: Drop each Funatomy part *flat* into its matching gameboard cavity. The Funatomy parts are shown below. *Make sure that all Funatomy parts lie flat inside their cavities.*



Ear Wax



Pain in the Butt



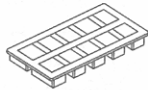
Heartburn



Onion Breath



Frog in the Throat



Chest Cold



Pixie Bites



Green Thumb



Slugs & Grubs



Mud Flaps



Humongous Fungus



Toe Jam

HOW TO PLAY


The biggest Shrek fan goes first. If you can't decide, then the youngest player goes first.

ON YOUR TURN

1. Draw the top Doctor card from the deck and read it aloud. The card tells you which Funatomy part to remove, and what your fee will be if you're successful.
2. Now try to perform the "operation" by using the tweezers to remove the Funatomy part from the cavity.

Be careful! The key to a successful "operation" is to remove the part *without touching the metal edge of the cavity*. If you touch the metal edge, you'll set off the buzzer and make Shrek's nose light up!

- **A Successful "Operation":** If you remove the part without setting off the buzzer, it's a success! Take your fee from the banker. Keep the Funatomy part in front of you and place the Doctor card out of play. This ends your turn.



If you draw the Doctor card for the Onion Breath "operation," you'll earn \$300 for successfully removing the onion.

- **An Unsuccessful "Operation":** If you set off the buzzer before completing the "operation," it's *not* a success. Your turn is over. Replace the part flat in the cavity and keep the Doctor card in front of you. Now give the Specialist a try!

Specialist cards: All players (including you) look at their Specialist cards. The player with the Specialist card for that "operation" now gets to try the same "operation" for twice the fee! See the example on the right.

Note: If the Specialist card for that "operation" is out of play, place the Doctor card facedown at the bottom of the deck. Now the player to the left of the Doctor takes a turn.

- If the Specialist is successful, he or she takes the fee from the banker. Both the Doctor card and the Specialist card for that "operation" are placed out of play. Now the player to the left of the Doctor takes a turn.
- If the Specialist is unsuccessful, place the Doctor card facedown at the bottom of the deck. The Specialist keeps the Specialist card. Now the player to the left of the Doctor takes a turn.

Onion Breath



Shrek's onion breath
Could choke a horse!
Please quench the stench
(For a fee, of course).
\$600

The Doctor failed to remove Shrek's Onion Breath for \$300. The Specialist for the Onion Breath "operation" now tries it for \$600!

HOW TO WIN

The game ends when all 12 "operations" have been successfully performed. The player with the most money wins!

TIMING YOUR "OPERATIONS"

Before a game begins, players may agree to set a time limit (perhaps one minute) for each "operation." One player (other than the Doctor or Specialist) keeps track of the time. In this game, an "operation" is successful only if a player completes it before time runs out.

SOLO PLAY

Are you the only "Doctor" in the house? Then practice your skills on Shrek! Try performing all 12 "operations" successfully, in any order. If any "operation" is unsuccessful, what the Shrek... just try it again!

STORING YOUR GAME

Done playing for now? Anchor the tweezers by pressing down on the front and gently sliding them under the notch. Store the game parts underneath the gameboard.

We will be happy to hear your questions or comments about this game. Write to: Hasbro Games, Consumer Affairs Dept., P.O. Box 200, Pawtucket, RI 02862. Tel: 888-836-7025 (toll-free). Canadian consumers please write to: Hasbro Canada Corporation, 2350 de la Province, Longueuil, QC Canada, J4G 1G2. Shrek is a registered trademark of DreamWorks L.L.C. Shrek 2 TM and © 2004 DreamWorks L.L.C.

OPERATION is a registered trademark, licensed for use by Hasbro, Inc. ©2004 Fleet Capital Corporation. The HASBRO, MILTON BRADLEY and MB names and logos are ® and ©2004 Hasbro, Pawtucket, RI 02862. All Rights Reserved. ® denotes Reg. US Pat. & TM Office.



HASBRO.COM
FOR NEW PRODUCTS AND OFFERS

PROOF OF PURCHASE

