

Ages 3 & Up
66814/66815




Patty Gopotty™

Requires 3 "AAA" alkaline batteries (not included).
Phillips screwdriver (not included) needed to insert batteries.
Please retain these instructions for future reference.

**She really talks
and makes
fun sounds!**

Includes doll, potty,
reusable sheet of
toilet "paper", dress,
diaper, "big girl"
underpants, dish,
spoon, trainer cup,
comb, and
instructions.




FLUSHING THE POTTY:



"Don't forget to flush..."


Patty Go Potty must be sitting on the potty for you to hear the flushing sound when you press the lever.

TOILET PAPER ROLL:



With the fabric fastener, attach sheet of toilet "paper" to toilet "paper" roll on side of potty.

COMB:



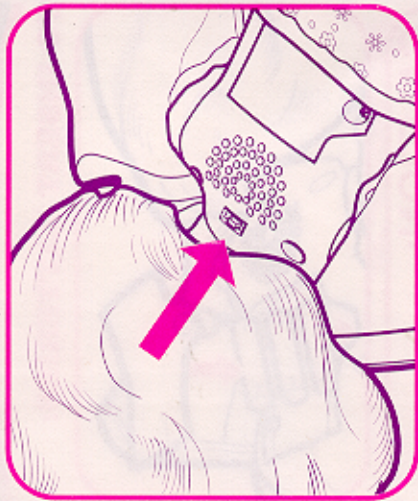
"Please comb my hair."

Use the slot on the back of the potty to store the comb.

TO ACTIVATE AND SHUT OFF THE DOLL:

The doll can be activated in different ways:


- The switch on the back of the doll can be moved in either direction to turn the doll on or off, or...




- If she's off, you can activate the doll when you play with her:

- By putting the spoon or cup in her mouth.
- By placing her on the potty.
- If she's already sitting on the potty, by taking her off or flushing the potty.

- Also, the doll will automatically shut off if you do not respond to her requests.



TO INSERT BATTERIES:



Using a Phillips screwdriver, loosen screw in battery compartment door on back of doll (screw will remain attached to door). Remove door. Insert 3 fresh "AAA" alkaline batteries into battery compartment. Replace door and tighten.

CAUTION:

- 1) As with all small batteries, the batteries included with this toy should be kept away from small children who still put things in their mouths. If they are swallowed, promptly see a doctor and have the doctor phone (202) 625-3333 collect.
- 2) Make sure the batteries are inserted correctly and follow the toy and battery manufacturer's instructions.
- 3) Do not mix old and new batteries.
- 4) Do not mix alkaline, standard (carbon-zinc) or rechargeable (nickel-cadmium) batteries.

FCC STATEMENT:

This equipment has been tested and found to comply with the limits for a Class B digital device, pursuant to part 15 of the FCC Rules. These limits are designed to provide reasonable protection against harmful interference in a residential installation. This equipment generates, uses and can radiate radio frequency energy, and, if not installed and used in accordance with the instructions, may cause harmful interference to radio communications. However, there is no guarantee that interference will not occur in a particular installation. If this equipment does cause harmful interference to radio or television reception, which can be determined by turning the equipment off and on, the user is encouraged to try to correct the interference by one or more of the following measures:

- Reorient or relocate the receiving antenna.
- Increase the separation between the equipment and the receiver.
- Consult the dealer or an experienced radio/TV technician for help.

Changes or modifications not expressly approved by the party responsible for compliance could void the user's authority to operate the equipment.

WE REALLY DO CARE!

If you have any questions, please call 1-800-327-8264
Or write (include name, address and phone number):

Hasbro, Inc., Consumer Affairs, P.O. Box 200, Pawtucket, RI 02862-0200

Product and colors may vary.

© 1998 Hasbro, Inc. All Rights Reserved. ® denotes Reg. U.S. Pat. & TM Office.

P/N 4853030000