



**Squish 'em, squeeze 'em, splat 'em!  
Make creepy crawly bugs!**




## INSTRUCTIONS:




Knead PLAY-DOH® modeling compound into a long strip as shown and place in Oozer Machine.




Take the extrusion pumper and unscrew handle until pumper is extended out as shown. Place pumper onto end of Oozer Machine by working ends into slots then turning to secure in place.




Place a bug head onto other end of Machine. Turn handle in a clockwise direction to ooze PLAY-DOH® compound through the creepy bug's head!



You may also use the two shapemakers (spider and worms) to ooze long strips of creepy shapes. Use trimmer knife to cut shapes to desired lengths.



Once you have used the Oozer Machine to ooze compound through your bug's head, place it onto a bug body to complete your creepy crawler!



The Oozer Machine also has a splat bug mold on each side to squish 'n splat your bugs after you make them!

## CLEAN-UP:

When you are finished playing, use a ball of modeling compound to pick up the small pieces of compound from the play area and molds. Replace compounds in their respective cans and seal lids tightly. For best results, do not mix glow in the dark compound with regular compound.

PLAY-DOH® and PLAY-DOH® logo are registered trademarks of Tonka Corporation identifying quality modeling compound products produced exclusively by Playskool, Inc.  
©1992 Tonka Corporation.  
©1992 Playskool, Inc., Pawtucket, RI 02862 USA.  
All Rights Reserved.  
**MADE IN USA.**

