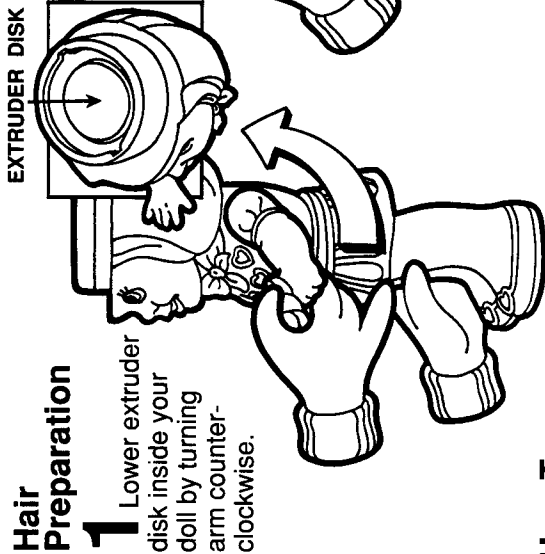


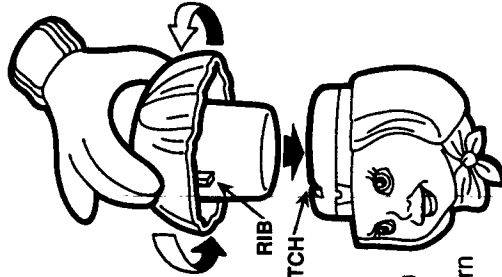
HAIRDO DOLLY™ PLAYSET

Hair Preparation



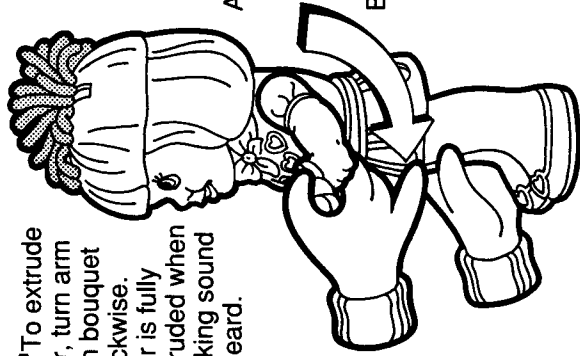
1 Lower extruder disk inside your doll by turning arm counter-clockwise.

2 Choose a hair piece and fill almost full with modeling compound.

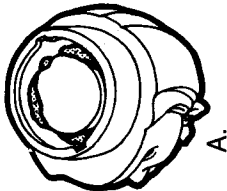


3 Place the hair piece on by aligning the ribs in hair piece with notches on doll, and rotate 1/4 turn until bangs are towards front.


4 To extrude hair, turn arm with bouquet clockwise. Hair is fully extruded when clicking sound is heard.



5 After each use, remove hairpiece and clean-out the remaining modeling compound.





A. Lower extruder disk all the way, and clean-out modeling compound inside of the head.



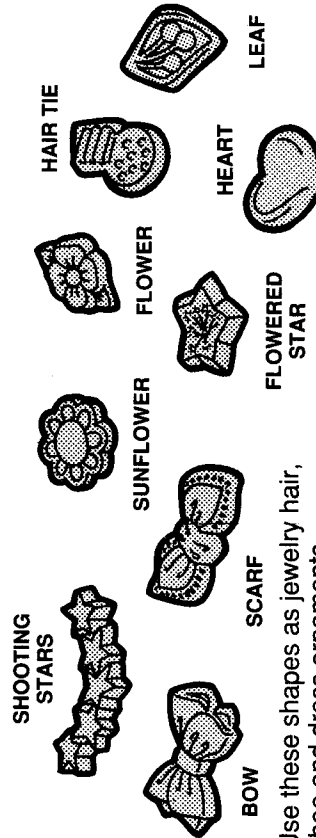
B. Fully extend the extruder disk; clean-up modeling compound from under extruder disk. Select another hairpiece.

How To Use Molds

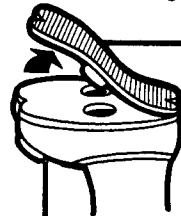
6 Knead a ball of modeling compound until it is soft and pliable. Press it into the half mold you wish to use and lift out molded pieces with a larger ball of modeling compound.



7 To decorate dolls outfit, fill-in hearts flowers and other impressions on dress and shoes with different colors of modeling compound.

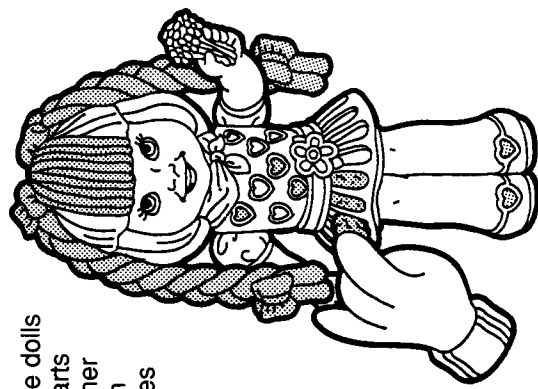


Use these shapes as jewelry hair, shoe and dress ornaments.



Clean-up: When finished playing with doll, use a ball of modeling compound to pick up all the small pieces. Put them back into cans and replace lids tightly. Clean out inside of dolls head and from under the extruder disk.

Small pieces of dried modeling compound inside doll can be removed through holes in feet after removing non-skid sole on shoes.



23420

How to style Hairdo Dolly™ hair:

Each hairpiece creates a different style.


COMPLEMENT HAIR WITH DECORATIVE MOLDED PIECES.

HAIRPIECE AS IT IS FORMED



CUTTING AND STYLING

HAIRPIECE

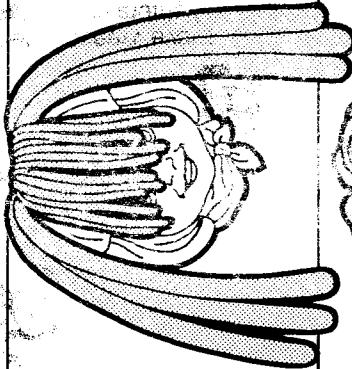
STRAIGHT HAIR






Trim hair with scissors to desired length.



PIGTAILS






Braid by weaving the longer pieces of hair. Trim bangs with scissors.



BODY WAVE



Curl hair with fingers and trim with scissors to desired length.



PONYTAIL



Pull hair to side and trim hair to desired length.

