

# Play People™ At The Ballet



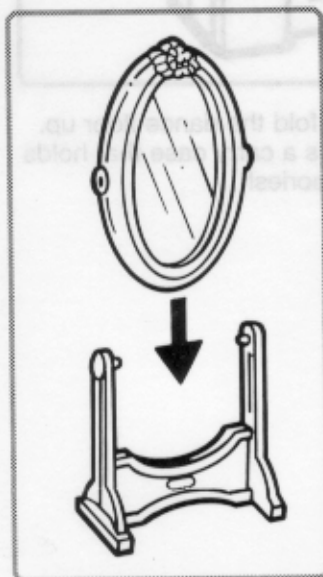
Ages 2 & Up

## Instructions


Thank you for purchasing this Playskool product! Please save this instruction sheet for future reference.

Thank you for purchasing this Playskool product!  
Includes: 2 Play People™ ballet dancers, ballet studio with folding stage, mirror, toe bar, changing screen and label sheet.

## MIRROR ASSEMBLY AND LABEL PLACEMENT:





1. Snap the mirror onto its stand as shown.





2. Apply the labels to the ballet studio and changing screen as shown.

## BALLET STUDIO/CARRY CASE:



3. The ballet studio opens up as shown, and features a fold-down stage with revolving dance floor for you to practice or put on a show with the ballet teacher and her pupil!



4. To place either of the 2 figures on the dance floor, fit the hole underneath either one of their feet into the fitting in center of dance floor. Then spin the dance floor to make the dancer twirl!

5. When you're finished playing, fold the dance floor up. The studio snaps closed and is a carry case that holds the dancers and all the accessories!



BALLET STUDIO/CARRY CASE:

