

Caution

TO AVOID BATTERY LEAKAGE

1. Be sure to insert the batteries correctly and follow the toy and battery manufacturer's instructions.

2. Never mix old batteries with new batteries, or standard (carbon-zinc) with alkaline batteries.

3. Always remove exhausted or dead batteries from the product.

POWER SUPPLY:

**BATTERIES: 2 X 1.5V "AAA"/LR-03 BATTERIES
ALKALINE BATTERIES RECOMMENDED**

DO NOT USE RECHARGEABLE BATTERIES

©1995 Hasbro, Inc. All rights reserved. **PLAYSKOOL** and the **PLAYSKOOL** logo are trademarks of Hasbro, Inc. This product is distributed by Tiger Electronics, Inc. under licence from Hasbro, Inc.

©1995 & TM Tiger Electronics, Inc. 980 Woodlands Parkway, Vernon Hills, Illinois 60061 USA.

Made in China
Printed in Hong Kong
All Rights Reserved

4

90-DAY LIMITED WARRANTY

Tiger Electronics, Inc. (TEI) warrants to the original consumer purchaser of any of its electronic games or toys that the product will be free from defects in material or workmanship for 90 days from the date of original purchase.

During this 90-day warranty period, the Playskool Soft Touch Melody Ball will either be repaired or replaced (at our option) without charge to the purchaser, when returned either to the dealer with proof of the date of purchase or to TEI when returned prepaid and insured with proof of date of purchase.

Products returned to TEI without original receipt or after the 90-day warranty period has expired, but prior to one year from the original date of purchase, will be repaired or replaced (at our option) for a service charge of US\$7.00. Make check or money order payable to Tiger Electronics, Inc.

TEI will not be liable for loss of use of the product or other incidental or consequential costs, expenses, or damages incurred by the purchaser. Any implied warranties are limited in duration to the 90-day period from the original date of purchase.

All products returned must be shipped prepaid and insured for loss or damage to:

Tiger Electronics, Inc. Repair Dept.
980 Woodlands Parkway
Vernon Hills, Illinois 60061 U.S.A.

1. Pack the product carefully in the original box or use a good-quality carton with packing materials.
2. Include a letter with a complete description of the defect, a check if the product is beyond the 90-day warranty, and your printed name, address and telephone number.

This warranty gives you specific legal rights and you may also have other rights which vary from state to state so the foregoing limitations may not apply to you. This warranty does not cover damages resulting from accident, unreasonable use, negligence, improper service or other causes not arising out of defects in material or workmanship.

Questions? Call
1-800-TIGER ED

TIGER ED.

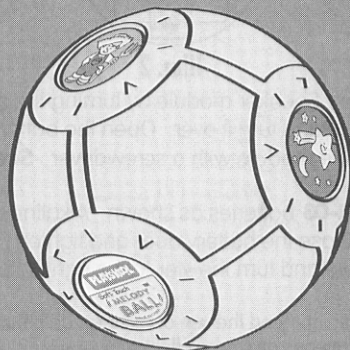
gma-us015-0

90051WTIE-1

MODEL 9-005-1

PLAYSKOOL®

Soft Touch Melody Ball™






Soft Touch™ MELODY BALL

Thank you for purchasing the **Soft Touch Melody Ball**. A gentle roll is all it takes to entertain children with 16 songs.

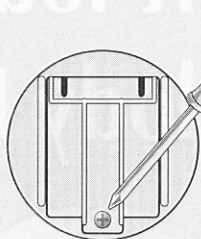
In this package you will find the **Soft Touch Melody Ball** and this instruction manual. Please read this manual carefully.

Installing the Batteries

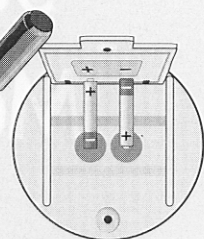
Phillips screwdriver needed for battery placement.



Illus. 1



Illus. 2



Illus. 3

Remove the Battery-Speaker module by turning the star to the left. Pull out the module and turn it over. Open the battery compartment on the bottom of the module with a screwdriver. **See illus. 1,2,3.**

Insert 2 "AAA"/LR-03 batteries as shown. Alkaline batteries are recommended. Close the battery door and tighten the screw. Then reinsert the module and turn the star to the right to lock it in.

NOTE: We do not recommend the use of rechargeable batteries in this product. Alkaline batteries are more effective over a long period of time. Batteries should be replaced by adults only.



How To Play

Once the batteries have been inserted and the battery module locked in place, your **Soft Touch Melody Ball** will be ready to roll.

All it takes to start the music is a push strong enough to roll the ball. The motion sensor in the **Soft Touch Melody Ball** will feel the movement and start the music!

Soft Touch Melody Ball will play one of 16 songs and then keep quiet, waiting for the next roll to activate it again.



Troubleshooting

1. If the unit does not work, please check that the batteries have been inserted correctly.
2. If the volume is too low, please install new batteries.

Care Instructions



Clean **Soft Touch Melody Ball** with a soft, damp cloth.

Please do not put the Ball in direct sunlight or near any source of heat.

Please remove the batteries if you won't be using the Ball for a long period of time.



Do not use any chemical solvents to clean **Soft Touch Melody Ball**.

Don't spill anything on the Ball.

For indoor use only.

Do not immerse in water.

